

**New Listings** **2,945**

▼ -7.24% (1M Pr)    ▼ -10.27% (3M Pr)  
 ▲ 2.94% (6M Pr)    ▼ -5.18% (12M Pr)

**Active Listings** **5,404**

▲ 2.56% (1M Pr)    ▲ 11.01% (3M Pr)  
 ▲ 41.39% (6M Pr)    ▲ 16.89% (12M Pr)

**Under Contract** **789**

▲ 3.14% (1M Pr)    ▼ -22.72% (3M Pr)  
 ▼ -2.83% (6M Pr)    ▲ 1.68% (12M Pr)

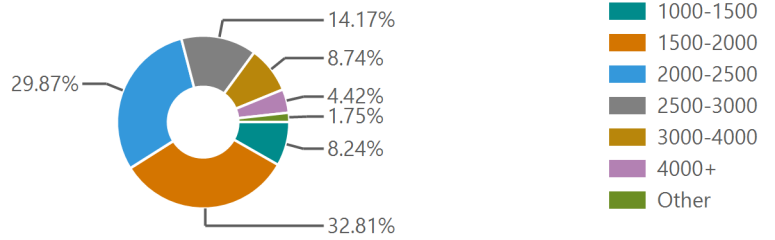
**Closed Rentals** **2,173**

▼ -16.62% (1M Pr)    ▼ -0.23% (3M Pr)  
 ▼ -7.85% (6M Pr)    ▼ -12.70% (12M Pr)

**AVG DOM** **48**

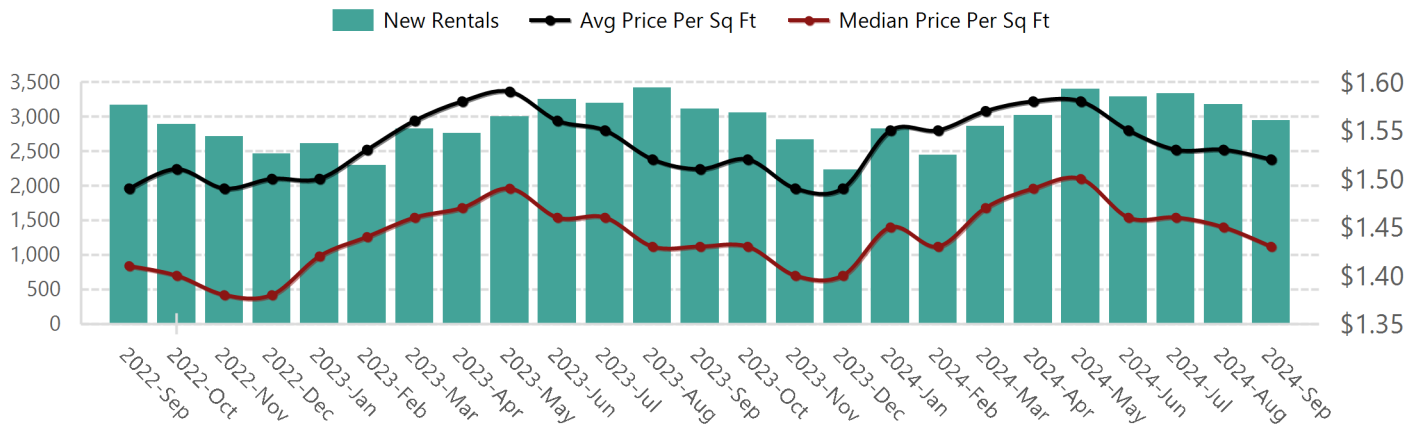
▲ 11.63% (1M Pr)    ▲ 23.08% (3M Pr)  
 ▲ 9.09% (6M Pr)    ▲ 23.08% (12M Pr)

**Closed Rentals by Price Range**



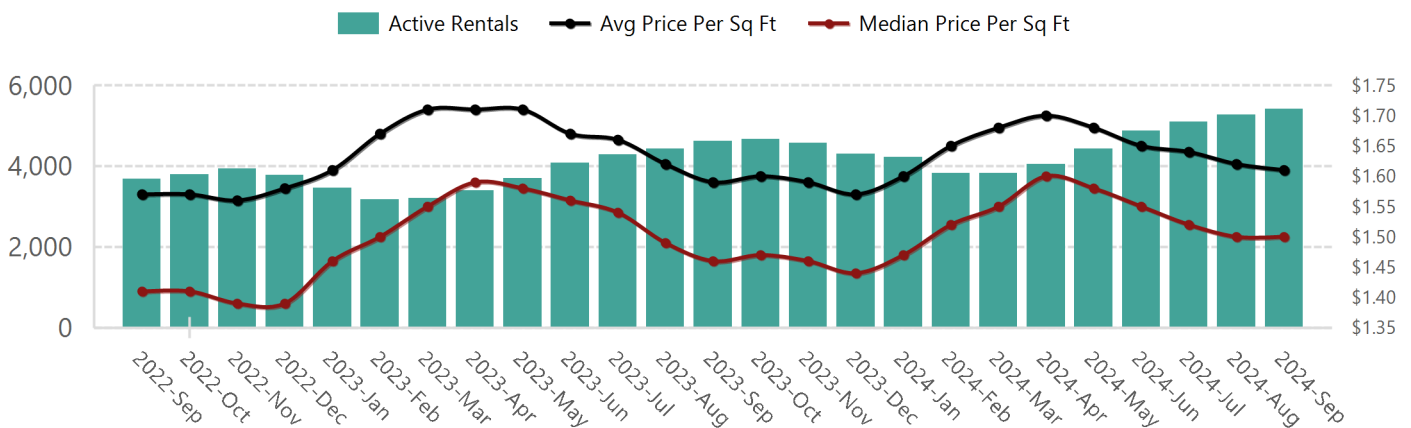
## New Rentals and Price Per Sq Ft

**Last 24 Months - New Rentals and Price Per Sq Ft**



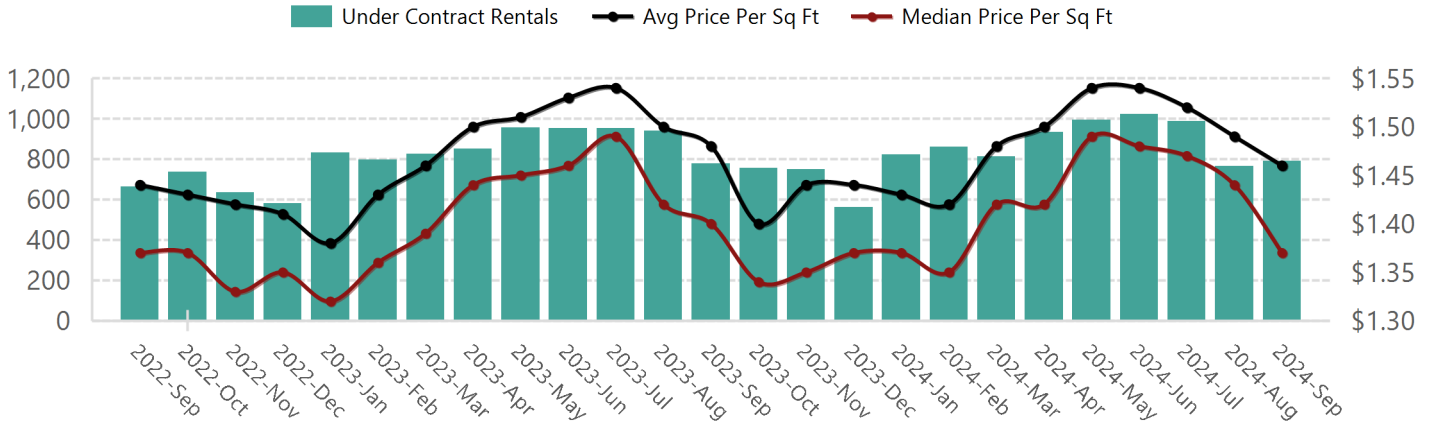
## Active Rentals and Price Per Sq Ft

**Last 24 Months - Active Rentals and Price Per Sq Ft**



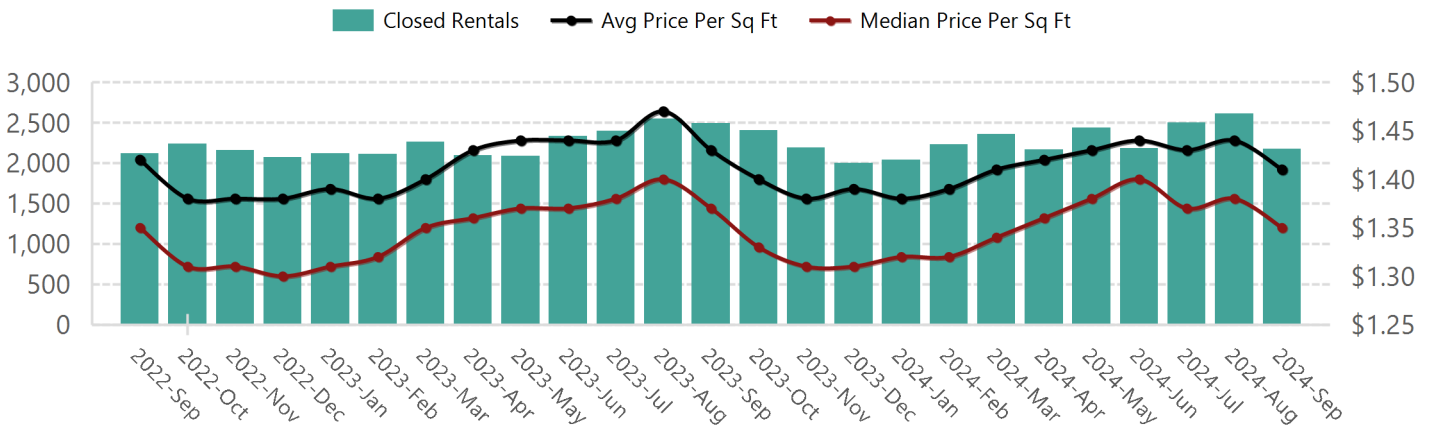
## Under Contract Rentals and Price Per Sq Ft

### Last 24 Months - Under Contract Rentals and Price Per Sq Ft



## Closed Rentals and Price Per Sq Ft

### Last 24 Months - Closed Rentals and Price Per Sq Ft



## Months of Supply/Rental to List by Price Range

YYYY-MMM	\$0-\$500		\$500-\$1,000		\$1,000-\$1,500		\$1,500-\$2,000		\$2,000-\$2,500		\$2,500-\$3,000		\$3,000-\$4,000		\$4,000 +	
	MOS	STL	MOS	STL	MOS	STL	MOS	STL	MOS	STL	MOS	STL	MOS	STL	MOS	STL
2024-Sep			2.34	99.9%	2.74	99.7%	1.99	99.7%	2.29	99.7%	2.62	100.2%	3.05	99.9%	5.59	100.0%
2024-Aug			1.82	99.9%	2.31	100.0%	1.8	99.6%	1.78	99.9%	1.93	100.0%	2.35	99.8%	3.93	99.9%
2024-Jul			1.6	99.6%	2.03	99.8%	1.81	99.8%	1.77	99.6%	1.95	99.8%	2.55	99.5%	4.65	99.7%
2024-Jun			3.03	100.0%	2.17	99.8%	1.96	99.8%	1.77	99.7%	2.01	99.9%	3.21	99.9%	6.64	99.8%
2024-May			1.65	100.3%	1.85	99.9%	1.37	99.5%	1.42	99.8%	1.93	100.0%	2.62	100.3%	6.13	99.4%
2024-Apr			1.64	99.6%	1.93	99.7%	1.47	99.5%	1.42	99.8%	2.1	99.9%	2.64	99.3%	5.94	100.0%
2024-Mar			1.78	100.1%	1.47	99.6%	1.1	99.9%	1.35	99.7%	1.93	100.0%	2.8	100.3%	5.64	99.8%
2024-Feb			2.38	99.9%	1.77	99.5%	1.23	99.9%	1.42	99.9%	2.02	99.7%	2.65	100.3%	5.42	100.7%
2024-Jan			1.66	100.0%	2.15	99.8%	1.56	99.8%	1.85	99.7%	2.24	99.9%	3.38	99.7%	6.69	98.4%
2023-Dec			2.61	99.8%	2.32	99.9%	1.6	99.8%	1.91	99.7%	2.44	100.1%	3.31	99.2%	5.75	99.9%
2023-Nov		100.0%	2.1	99.4%	2.56	99.7%	1.54	99.7%	1.85	99.7%	2.34	99.9%	2.99	99.4%	6.36	99.6%
2023-Oct			1.45	99.6%	2.04	99.6%	1.57	99.7%	1.73	99.6%	2.19	99.8%	2.45	100.6%	4.5	99.2%
2023-Sep			2	101.3%	1.95	100.2%	1.4	99.7%	1.61	99.7%	2.3	99.6%	2.49	99.8%	4.28	99.8%