

New Listings **3,148**

▲ 6.89% (1M Pr) ▼ -5.52% (3M Pr)
 ▲ 4.31% (6M Pr) ▲ 2.88% (12M Pr)

Active Listings **5,387**

▼ -1.03% (1M Pr) ▲ 4.87% (3M Pr)
 ▲ 32.00% (6M Pr) ▲ 14.47% (12M Pr)

Under Contract **770**

▼ -2.28% (1M Pr) ▼ -21.91% (3M Pr)
 ▼ -17.56% (6M Pr) ▲ 1.99% (12M Pr)

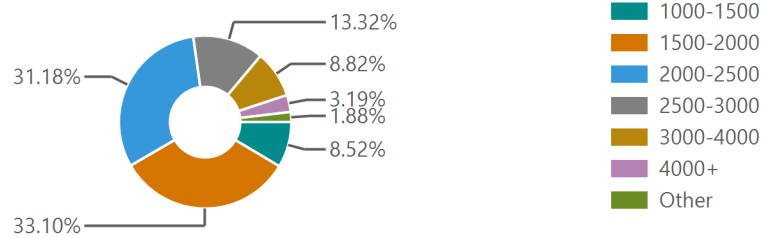
Closed Rentals **2,290**

▲ 5.09% (1M Pr) ▼ -8.33% (3M Pr)
 ▲ 5.82% (6M Pr) ▼ -4.66% (12M Pr)

AVG DOM **47**

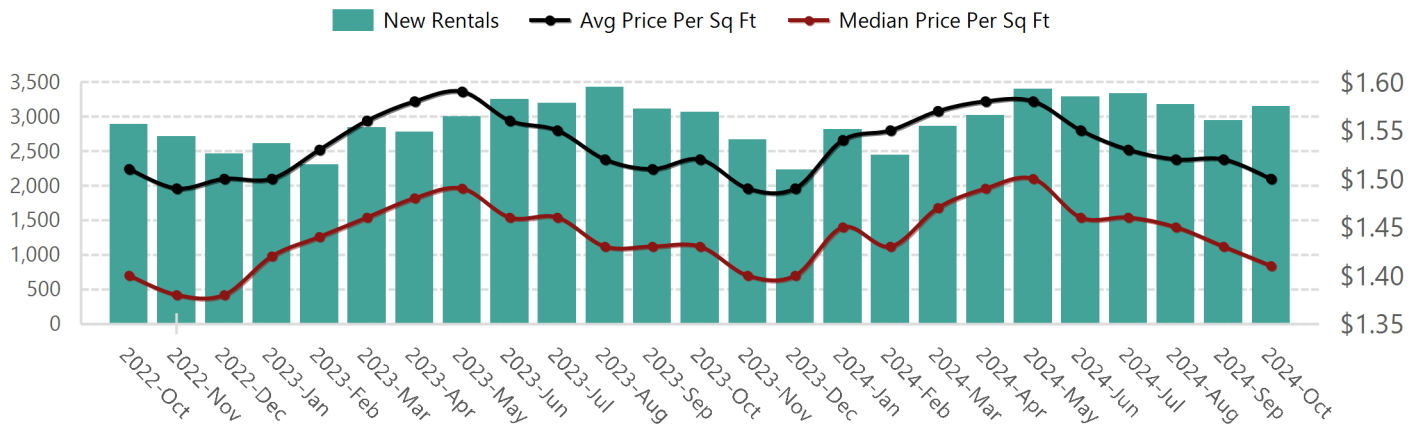
▼ -2.08% (1M Pr) ▲ 20.51% (3M Pr)
 ▲ 11.90% (6M Pr) ▲ 14.63% (12M Pr)

Closed Rentals by Price Range



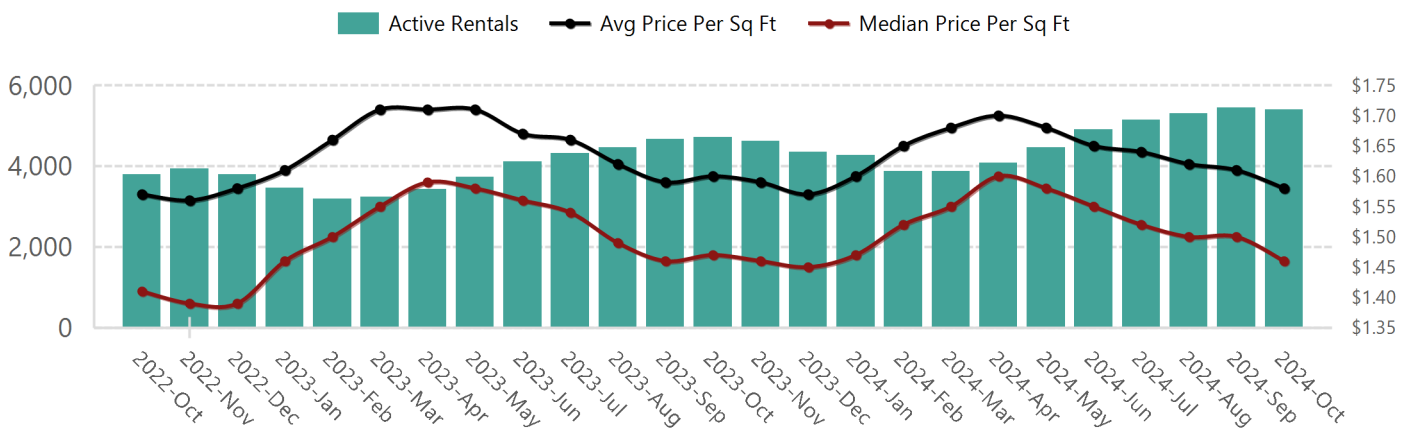
New Rentals and Price Per Sq Ft

Last 24 Months - New Rentals and Price Per Sq Ft



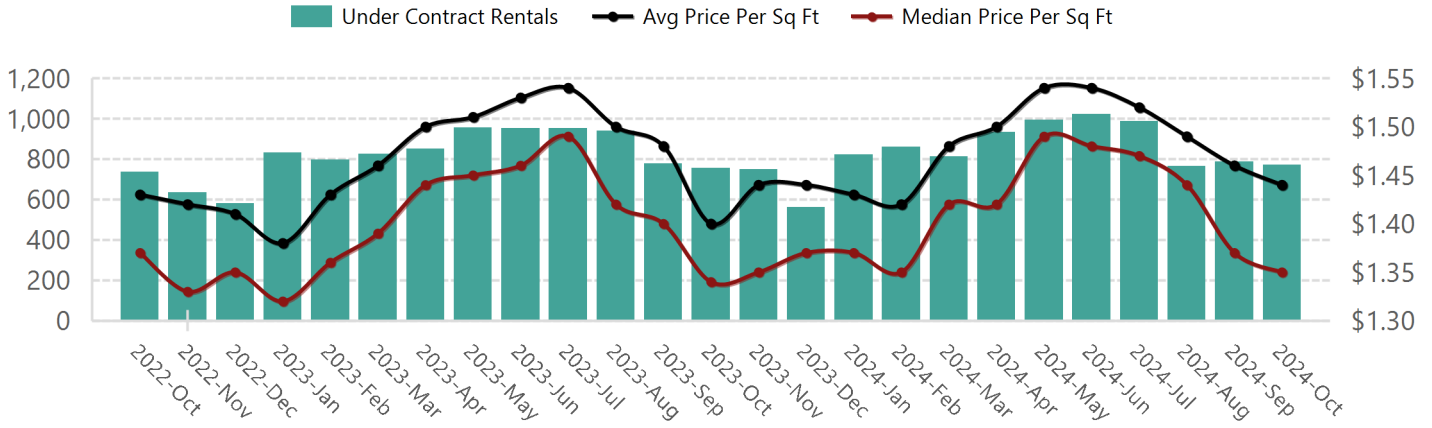
Active Rentals and Price Per Sq Ft

Last 24 Months - Active Rentals and Price Per Sq Ft



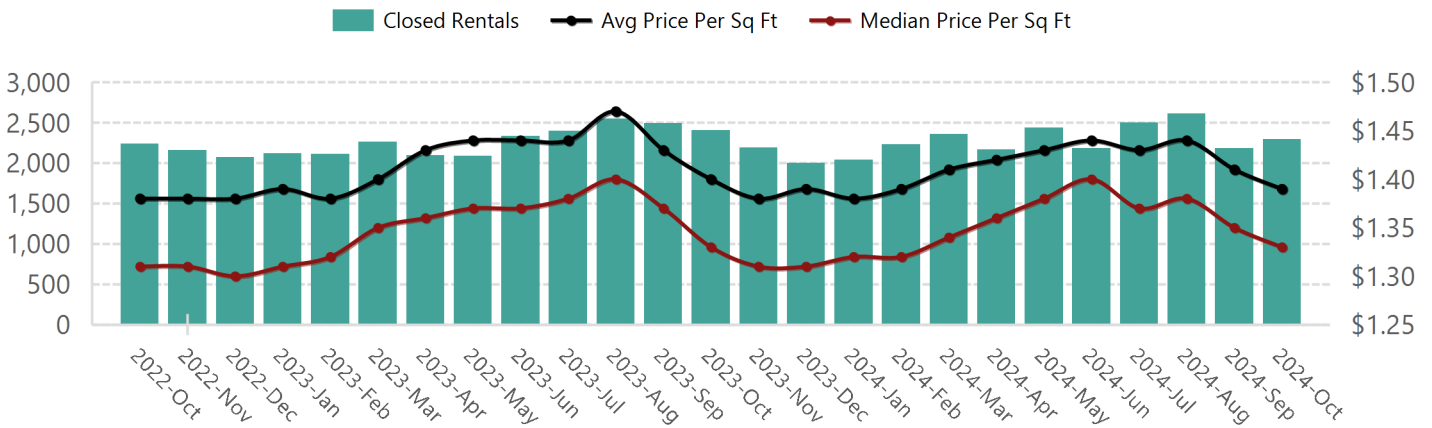
Under Contract Rentals and Price Per Sq Ft

Last 24 Months - Under Contract Rentals and Price Per Sq Ft



Closed Rentals and Price Per Sq Ft

Last 24 Months - Closed Rentals and Price Per Sq Ft



Months of Supply/Rental to List by Price Range

| YYYY-MMM | \$0-\$500 | | \$500-\$1,000 | | \$1,000-\$1,500 | | \$1,500-\$2,000 | | \$2,000-\$2,500 | | \$2,500-\$3,000 | | \$3,000-\$4,000 | | \$4,000 + | |
|----------|-----------|--------|---------------|--------|-----------------|--------|-----------------|-------|-----------------|-------|-----------------|--------|-----------------|--------|-----------|--------|
| | MOS | STL | MOS | STL | MOS | STL | MOS | STL | MOS | STL | MOS | STL | MOS | STL | MOS | STL |
| 2024-Oct | | | 2.02 | 100.3% | 2.61 | 99.9% | 1.96 | 99.8% | 2.11 | 99.7% | 2.56 | 99.7% | 2.55 | 99.4% | 6.89 | 99.6% |
| 2024-Sep | | | 2.39 | 99.9% | 2.73 | 99.7% | 1.99 | 99.7% | 2.29 | 99.7% | 2.66 | 100.2% | 3.11 | 99.9% | 5.47 | 100.0% |
| 2024-Aug | | | 1.87 | 99.9% | 2.31 | 100.0% | 1.81 | 99.6% | 1.78 | 99.9% | 1.96 | 100.0% | 2.36 | 99.8% | 3.9 | 99.7% |
| 2024-Jul | | | 1.64 | 99.6% | 2.04 | 99.8% | 1.82 | 99.8% | 1.78 | 99.6% | 1.97 | 99.8% | 2.58 | 99.5% | 4.61 | 99.8% |
| 2024-Jun | | | 3.09 | 100.0% | 2.18 | 99.8% | 1.97 | 99.8% | 1.79 | 99.7% | 2.04 | 99.9% | 3.24 | 99.9% | 6.65 | 99.8% |
| 2024-May | | | 1.69 | 100.3% | 1.85 | 99.9% | 1.38 | 99.5% | 1.43 | 99.8% | 1.95 | 100.0% | 2.65 | 100.3% | 6.14 | 99.4% |
| 2024-Apr | | | 1.69 | 99.6% | 1.93 | 99.7% | 1.49 | 99.5% | 1.44 | 99.8% | 2.13 | 99.9% | 2.68 | 99.3% | 5.95 | 100.0% |
| 2024-Mar | | | 1.83 | 100.1% | 1.47 | 99.6% | 1.11 | 99.9% | 1.37 | 99.7% | 1.96 | 100.0% | 2.84 | 100.3% | 5.66 | 99.8% |
| 2024-Feb | | | 2.43 | 99.9% | 1.77 | 99.5% | 1.24 | 99.9% | 1.43 | 99.9% | 2.05 | 99.7% | 2.69 | 100.3% | 5.45 | 100.7% |
| 2024-Jan | | | 1.7 | 100.0% | 2.15 | 99.8% | 1.58 | 99.8% | 1.87 | 99.7% | 2.28 | 99.9% | 3.43 | 99.7% | 6.74 | 98.4% |
| 2023-Dec | | | 2.68 | 99.8% | 2.33 | 99.9% | 1.61 | 99.8% | 1.93 | 99.7% | 2.48 | 100.1% | 3.35 | 99.2% | 5.82 | 99.9% |
| 2023-Nov | | 100.0% | 2.17 | 99.4% | 2.57 | 99.7% | 1.55 | 99.7% | 1.87 | 99.7% | 2.37 | 99.9% | 3.03 | 99.4% | 6.43 | 99.6% |
| 2023-Oct | | | 1.5 | 99.6% | 2.04 | 99.6% | 1.59 | 99.7% | 1.74 | 99.6% | 2.22 | 99.8% | 2.47 | 100.6% | 4.55 | 99.2% |