

**New Listings** **2,575**

▼ -18.12% (1M Pr)    ▼ -18.82% (3M Pr)

▼ -24.22% (6M Pr)    ▼ -3.41% (12M Pr)

**Active Listings** **5,434**

▲ 1.15% (1M Pr)    ▲ 2.57% (3M Pr)

▲ 21.98% (6M Pr)    ▲ 17.67% (12M Pr)

**Under Contract** **676**

▼ -11.40% (1M Pr)    ▼ -11.40% (3M Pr)

▼ -31.92% (6M Pr)    ▼ -9.87% (12M Pr)

**Closed Rentals** **2,018**

▼ -12.56% (1M Pr)    ▼ -22.74% (3M Pr)

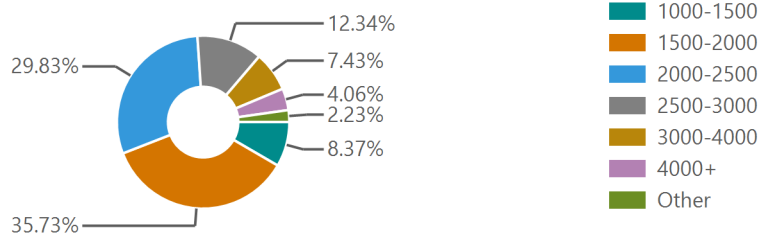
▼ -17.23% (6M Pr)    ▼ -7.94% (12M Pr)

**AVG DOM** **49**

▲ 4.26% (1M Pr)    ▲ 11.36% (3M Pr)

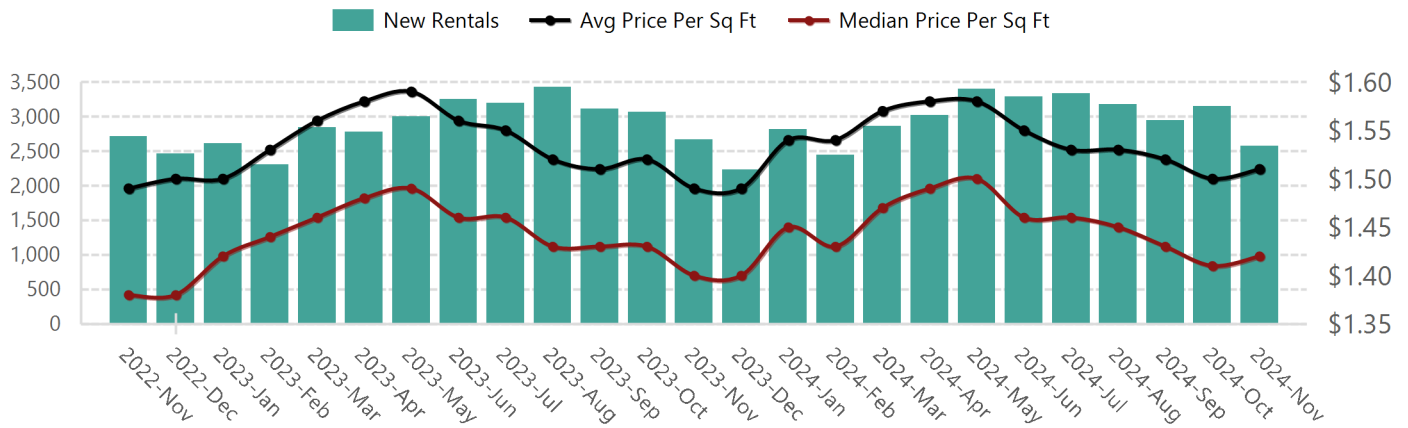
▲ 28.95% (6M Pr)    ▲ 8.89% (12M Pr)

**Closed Rentals by Price Range**



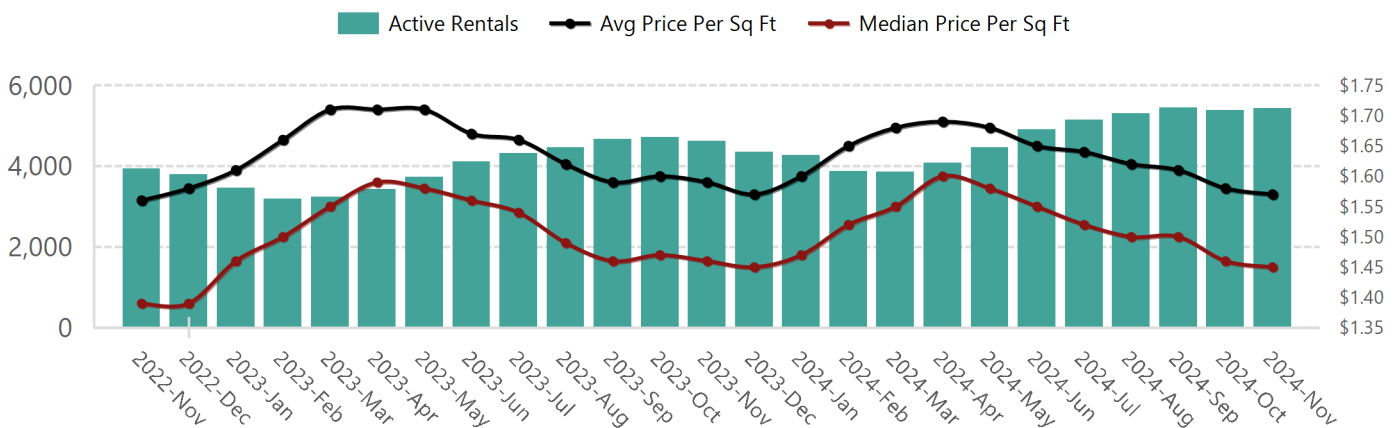
**New Rentals and Price Per Sq Ft**

**Last 24 Months - New Rentals and Price Per Sq Ft**



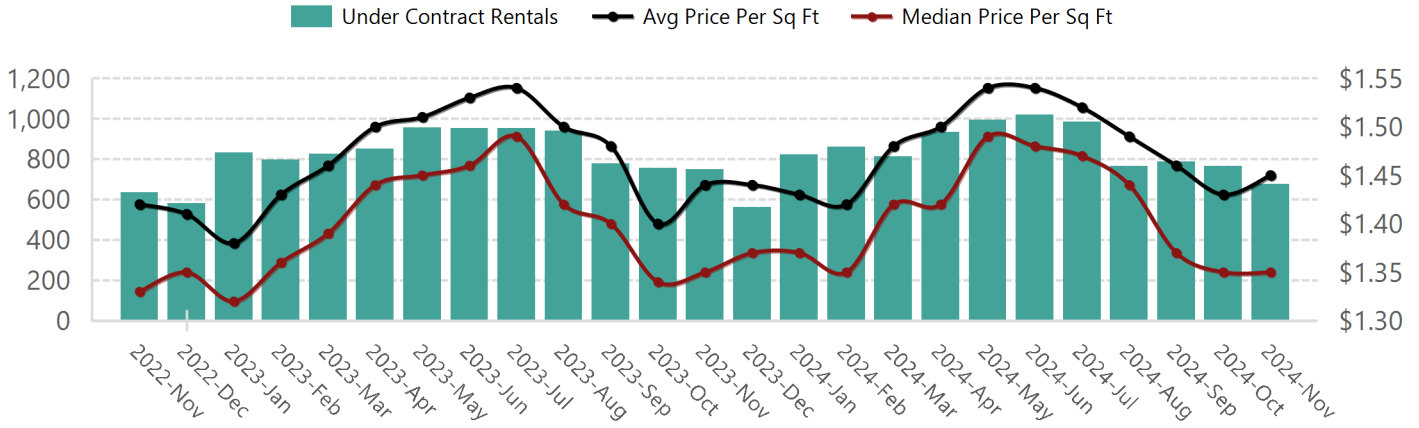
**Active Rentals and Price Per Sq Ft**

**Last 24 Months - Active Rentals and Price Per Sq Ft**



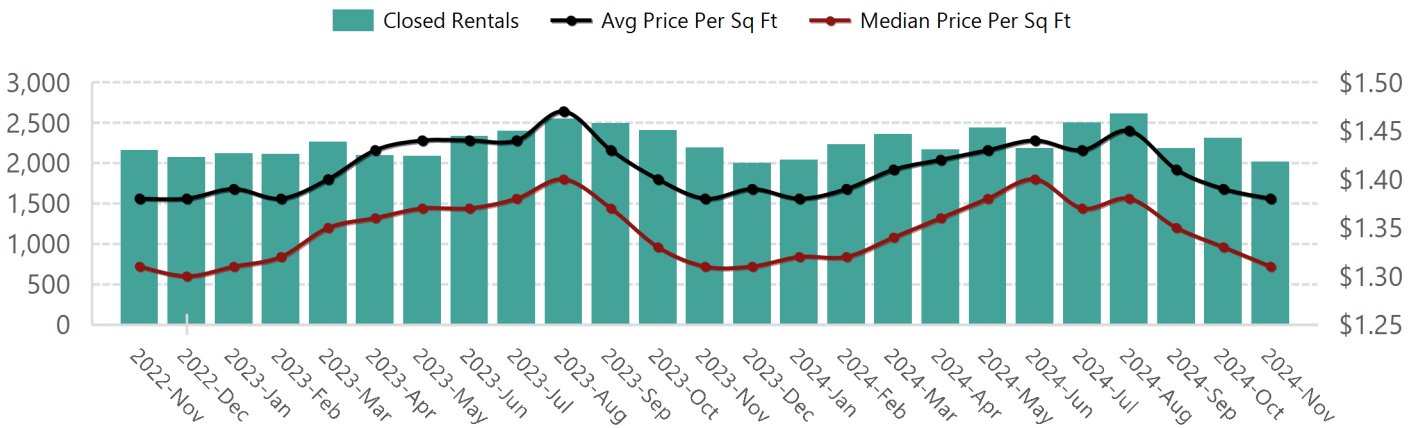
## Under Contract Rentals and Price Per Sq Ft

### Last 24 Months - Under Contract Rentals and Price Per Sq Ft



## Closed Rentals and Price Per Sq Ft

### Last 24 Months - Closed Rentals and Price Per Sq Ft



## Months of Supply/Rental to List by Price Range

YYYY-MMM	\$0-\$500		\$500-\$1,000		\$1,000-\$1,500		\$1,500-\$2,000		\$2,000-\$2,500		\$2,500-\$3,000		\$3,000-\$4,000		\$4,000 +	
	MOS	STL	MOS	STL	MOS	STL	MOS	STL	MOS	STL	MOS	STL	MOS	STL	MOS	STL
2024-Nov			2.27	100.2%	3.14	100.0%	2.13	99.7%	2.43	99.8%	3.16	99.7%	3.55	100.4%	5.9	99.9%
2024-Oct			2.02	100.3%	2.61	99.9%	1.95	99.8%	2.08	99.6%	2.52	99.7%	2.54	99.4%	6.65	99.5%
2024-Sep			2.39	99.9%	2.73	99.7%	1.99	99.7%	2.29	99.7%	2.66	100.2%	3.11	99.9%	5.45	100.0%
2024-Aug			1.87	99.9%	2.31	100.0%	1.81	99.6%	1.78	99.9%	1.95	100.0%	2.36	99.8%	3.85	99.7%
2024-Jul			1.64	99.6%	2.03	99.8%	1.82	99.8%	1.78	99.6%	1.97	99.8%	2.58	99.5%	4.6	99.8%
2024-Jun			3.09	100.0%	2.18	99.8%	1.97	99.8%	1.79	99.7%	2.03	99.9%	3.24	99.9%	6.62	99.8%
2024-May			1.69	100.3%	1.85	99.9%	1.38	99.5%	1.43	99.8%	1.95	100.0%	2.65	100.3%	6.11	99.4%
2024-Apr			1.69	99.6%	1.93	99.7%	1.49	99.5%	1.44	99.8%	2.13	99.9%	2.68	99.3%	5.92	100.0%
2024-Mar			1.83	100.1%	1.47	99.6%	1.11	99.9%	1.37	99.7%	1.96	100.0%	2.84	100.3%	5.64	99.8%
2024-Feb			2.43	99.9%	1.77	99.5%	1.24	99.9%	1.43	99.9%	2.05	99.7%	2.69	100.3%	5.44	100.7%
2024-Jan			1.7	100.0%	2.15	99.8%	1.58	99.8%	1.87	99.7%	2.28	99.9%	3.43	99.7%	6.74	98.4%
2023-Dec			2.68	99.8%	2.33	99.9%	1.61	99.8%	1.93	99.7%	2.48	100.1%	3.35	99.2%	5.82	99.9%
2023-Nov		100.0%	2.17	99.4%	2.57	99.7%	1.55	99.7%	1.87	99.7%	2.37	99.9%	3.03	99.4%	6.43	99.6%