

New Listings **3,336**

▲ 1.58% (1M Pr) ▲ 10.50% (3M Pr)

▲ 18.47% (6M Pr) ▲ 4.61% (12M Pr)

Active Listings **5,117**

▲ 4.88% (1M Pr) ▲ 26.53% (3M Pr)

▲ 21.17% (6M Pr) ▲ 19.31% (12M Pr)

Under Contract **991**

▼ -3.22% (1M Pr) ▲ 5.99% (3M Pr)

▲ 20.85% (6M Pr) ▲ 4.21% (12M Pr)

Closed Rentals **2,481**

▲ 14.28% (1M Pr) ▲ 14.70% (3M Pr)

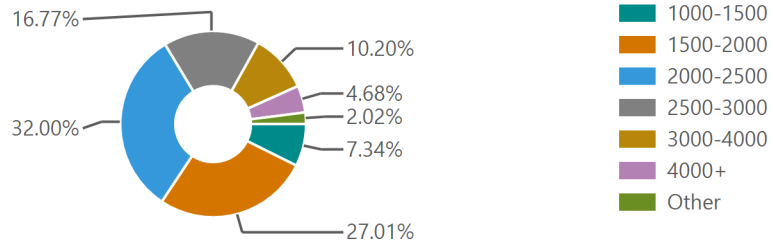
▲ 22.04% (6M Pr) ▲ 3.72% (12M Pr)

AVG DOM **39**

▼ 0.00% (1M Pr) ▼ -7.14% (3M Pr)

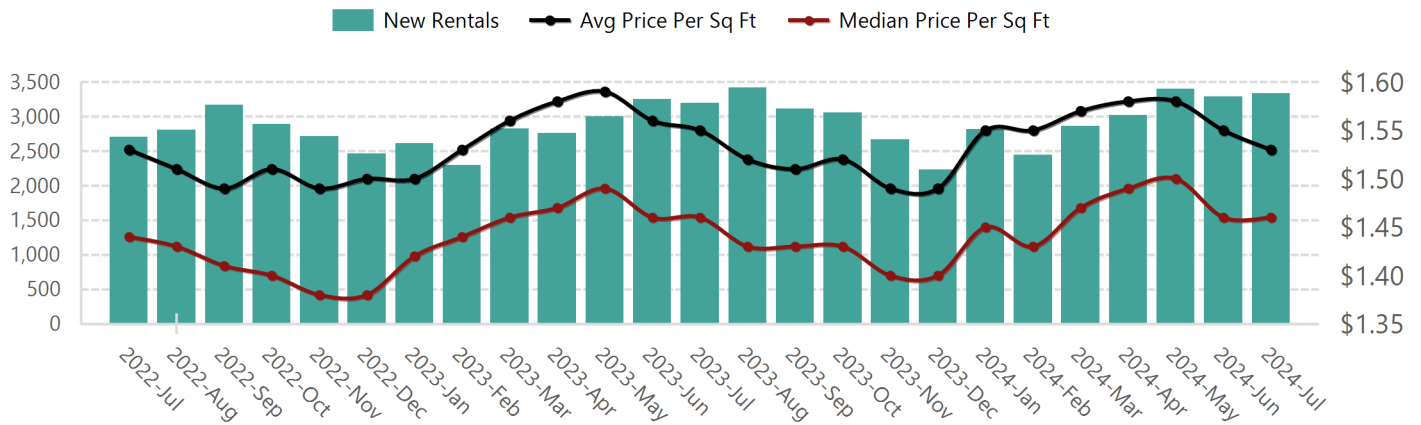
▼ -26.42% (6M Pr) ▲ 11.43% (12M Pr)

Closed Rentals by Price Range



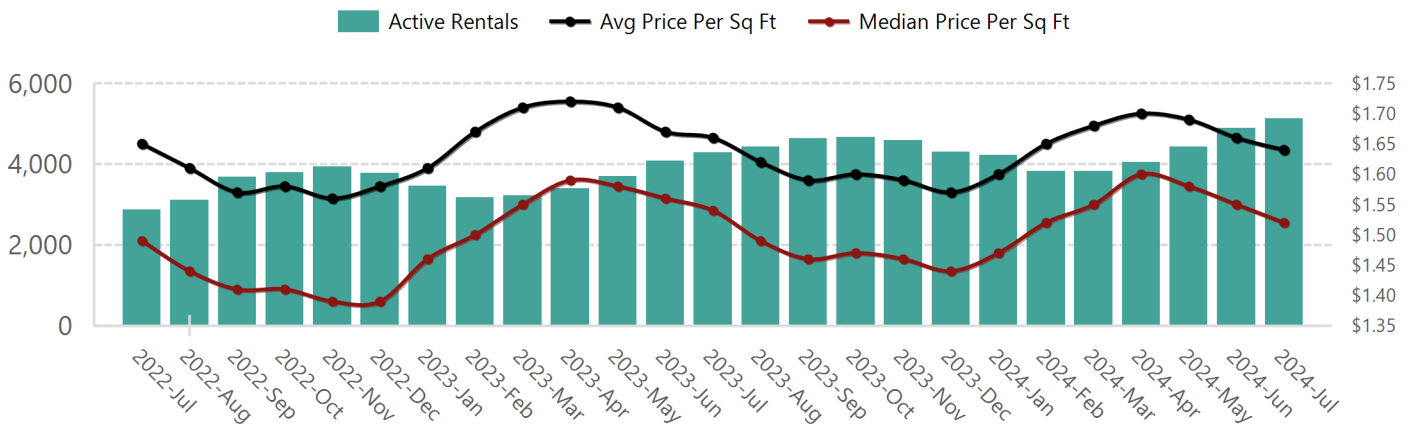
New Rentals and Price Per Sq Ft

Last 24 Months - New Rentals and Price Per Sq Ft



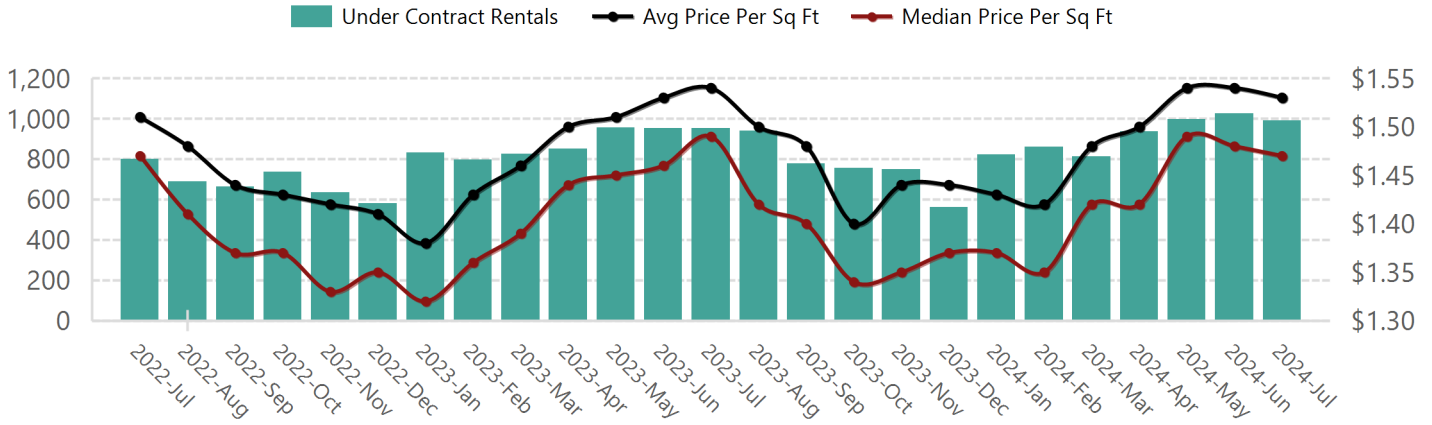
Active Rentals and Price Per Sq Ft

Last 24 Months - Active Rentals and Price Per Sq Ft



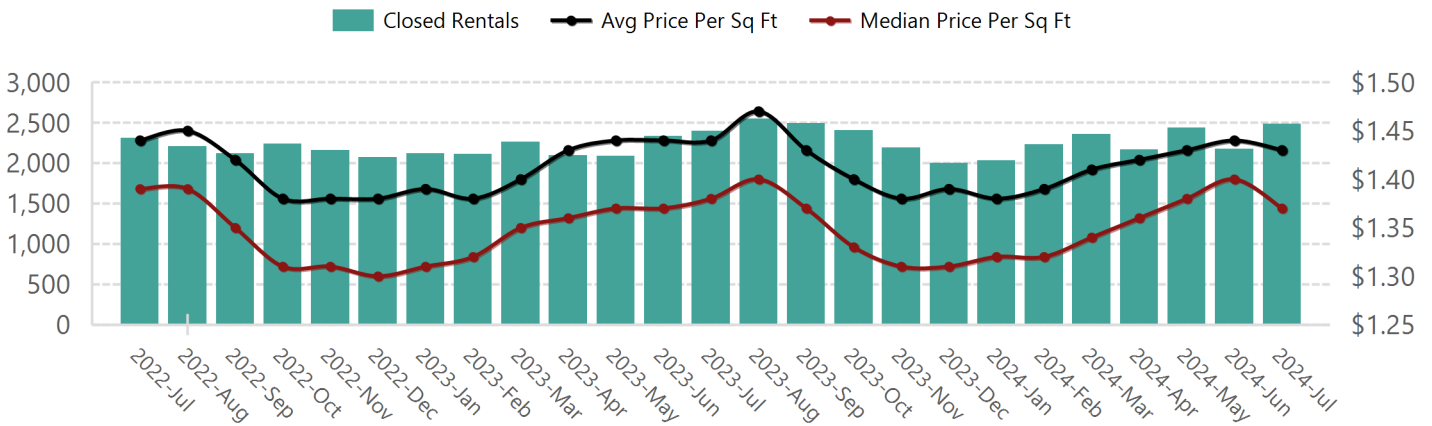
Under Contract Rentals and Price Per Sq Ft

Last 24 Months - Under Contract Rentals and Price Per Sq Ft



Closed Rentals and Price Per Sq Ft

Last 24 Months - Closed Rentals and Price Per Sq Ft



Months of Supply/Rental to List by Price Range

YYYY-MMM	\$0-\$500		\$500-\$1,000		\$1,000-\$1,500		\$1,500-\$2,000		\$2,000-\$2,500		\$2,500-\$3,000		\$3,000-\$4,000		\$4,000 +	
	MOS	STL	MOS	STL	MOS	STL	MOS	STL	MOS	STL	MOS	STL	MOS	STL	MOS	STL
2024-Jul			1.58	99.6%	2.06	99.8%	1.81	99.8%	1.78	99.6%	1.96	99.8%	2.59	99.5%	4.85	99.7%
2024-Jun			3.03	100.0%	2.21	99.8%	1.96	99.8%	1.77	99.7%	2.01	99.9%	3.21	99.9%	6.92	99.8%
2024-May			1.65	100.3%	1.86	99.9%	1.37	99.6%	1.42	99.8%	1.92	100.0%	2.62	100.3%	6.18	99.4%
2024-Apr			1.64	99.6%	1.92	99.7%	1.47	99.5%	1.42	99.8%	2.1	99.9%	2.66	99.3%	6	100.0%
2024-Mar			1.78	100.1%	1.46	99.6%	1.1	99.9%	1.35	99.7%	1.93	100.0%	2.8	100.3%	5.69	99.8%
2024-Feb			2.38	99.9%	1.77	99.5%	1.23	99.9%	1.42	99.9%	2.02	99.7%	2.65	100.3%	5.51	100.7%
2024-Jan			1.66	100.0%	2.15	99.8%	1.56	99.8%	1.86	99.7%	2.24	99.9%	3.38	99.7%	6.72	98.4%
2023-Dec			2.61	99.8%	2.32	99.9%	1.6	99.8%	1.9	99.7%	2.44	100.1%	3.31	99.2%	5.77	99.9%
2023-Nov		100.0%	2.1	99.4%	2.56	99.7%	1.54	99.7%	1.85	99.7%	2.34	99.9%	3	99.4%	6.39	99.6%
2023-Oct			1.45	99.6%	2.04	99.6%	1.57	99.7%	1.73	99.6%	2.19	99.8%	2.45	100.6%	4.52	99.2%
2023-Sep			2	101.3%	1.95	100.2%	1.41	99.7%	1.61	99.7%	2.3	99.6%	2.49	99.8%	4.3	99.8%
2023-Aug			1.68	99.8%	1.33	99.7%	1.5	99.7%	1.6	99.7%	1.82	100.0%	2.08	99.7%	3.27	100.1%
2023-Jul			1.91	99.7%	1.53	99.7%	1.51	99.6%	1.58	99.9%	1.62	99.8%	2.16	100.3%	5.73	99.5%