

**New Listings** **2,702**  
 ▲ 21.11% (1M Pr) ▼ -13.98% (3M Pr)  
 ▼ -18.88% (6M Pr) ▼ -4.08% (12M Pr)

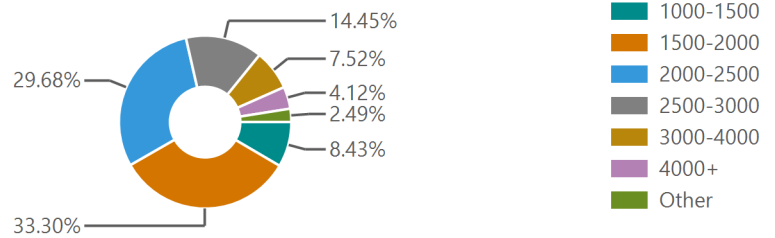
**Active Listings** **4,628**  
 ▼ -5.55% (1M Pr) ▼ -13.69% (3M Pr)  
 ▼ -9.77% (6M Pr) ▲ 8.56% (12M Pr)

**Under Contract** **786**  
 ▲ 19.63% (1M Pr) ▲ 3.15% (3M Pr)  
 ▼ -20.20% (6M Pr) ▼ -4.15% (12M Pr)

**Closed Rentals** **2,207**  
 ▲ 11.24% (1M Pr) ▼ -4.42% (3M Pr)  
 ▼ -11.72% (6M Pr) ▲ 8.45% (12M Pr)

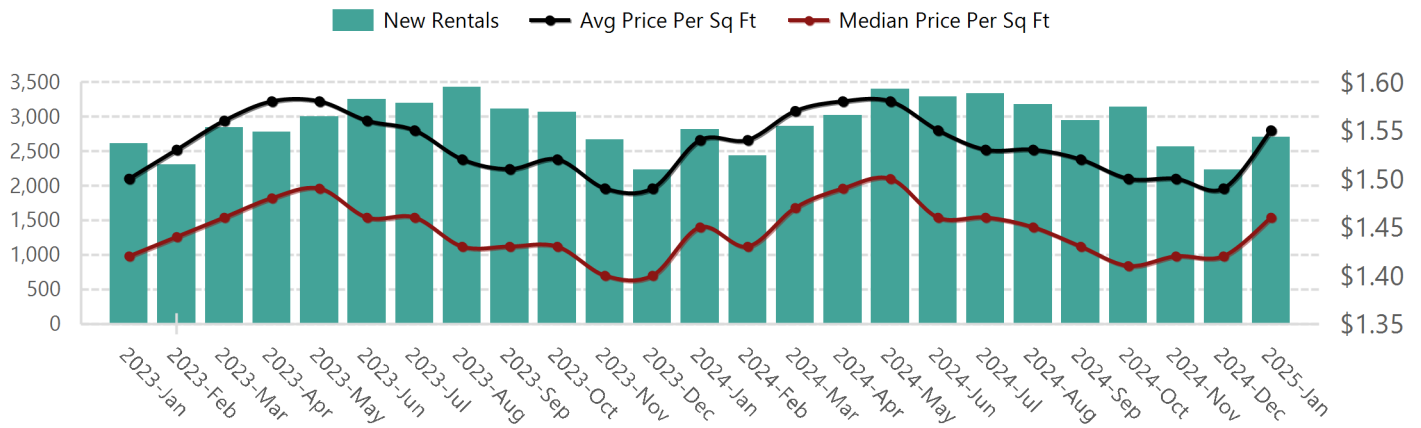
**AVG DOM** **53**  
 ▲ 1.92% (1M Pr) ▲ 12.77% (3M Pr)  
 ▲ 35.90% (6M Pr) ▼ 0.00% (12M Pr)

**Closed Rentals by Price Range**



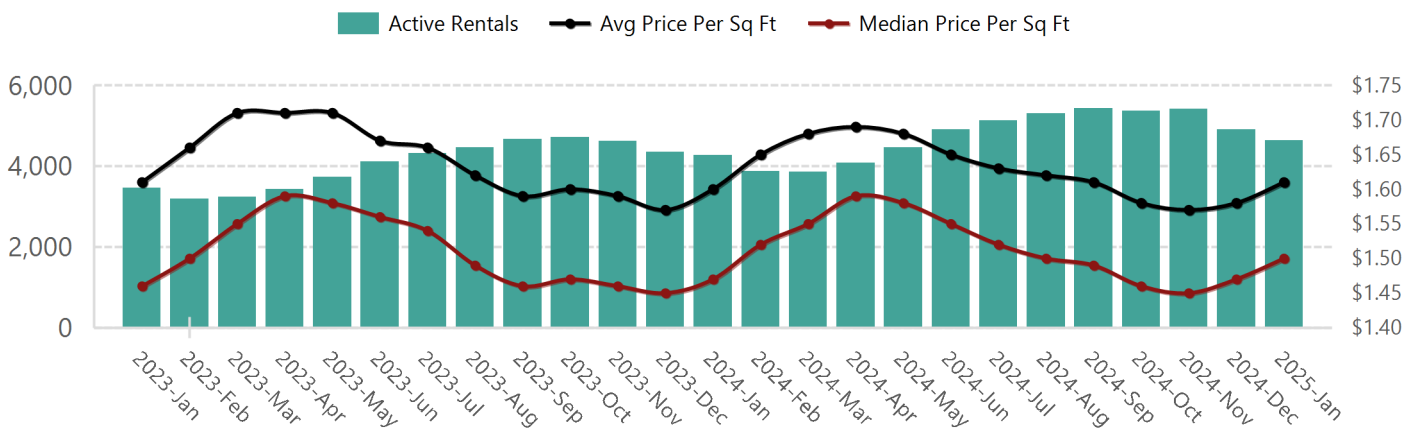
**New Rentals and Price Per Sq Ft**

**Last 24 Months - New Rentals and Price Per Sq Ft**



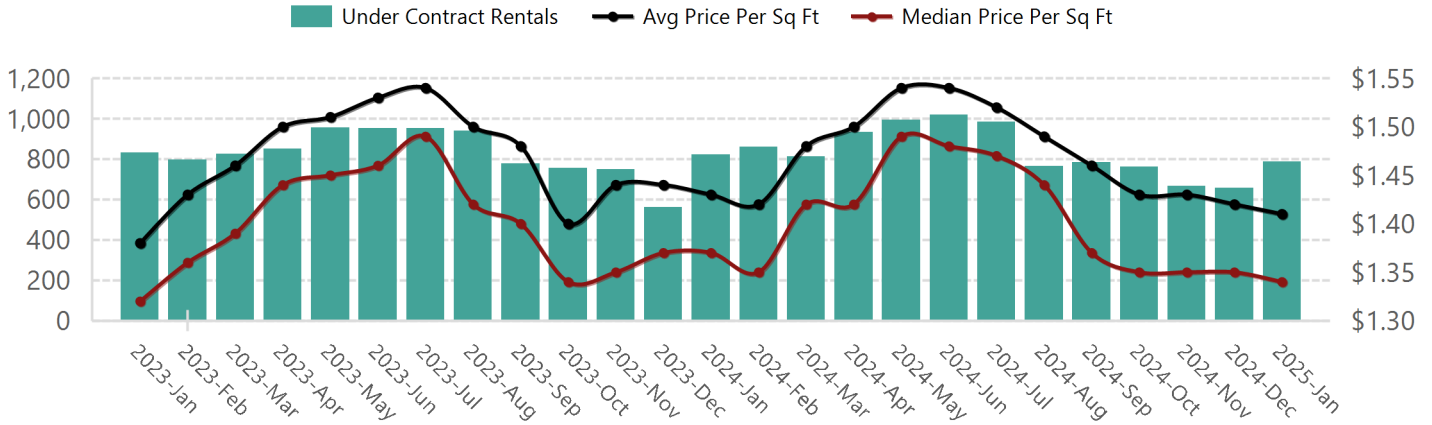
**Active Rentals and Price Per Sq Ft**

**Last 24 Months - Active Rentals and Price Per Sq Ft**



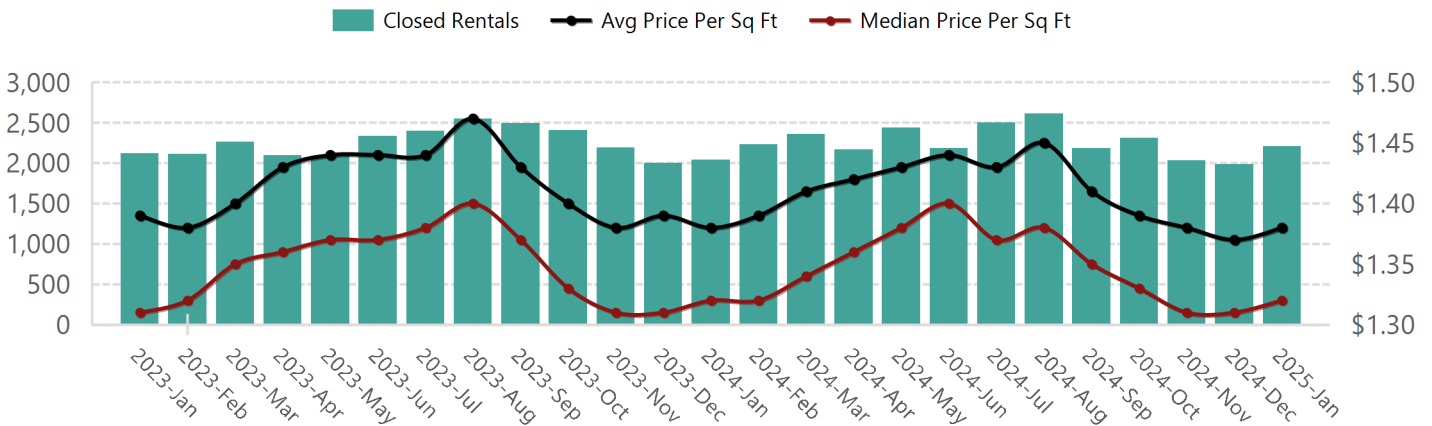
## Under Contract Rentals and Price Per Sq Ft

### Last 24 Months - Under Contract Rentals and Price Per Sq Ft



## Closed Rentals and Price Per Sq Ft

### Last 24 Months - Closed Rentals and Price Per Sq Ft



## Months of Supply/Rental to List by Price Range

YYYY-MMM	\$0-\$500		\$500-\$1,000		\$1,000-\$1,500		\$1,500-\$2,000		\$2,000-\$2,500		\$2,500-\$3,000		\$3,000-\$4,000		\$4,000 +	
	MOS	STL	MOS	STL	MOS	STL	MOS	STL	MOS	STL	MOS	STL	MOS	STL	MOS	STL
2025-Jan			1.69	99.4%	2.9	99.8%	1.71	99.8%	1.83	99.8%	2.02	100.0%	2.81	100.5%	4.79	99.4%
2024-Dec			3.13	100.3%	2.96	100.0%	2.01	99.6%	2.07	99.9%	2.81	99.8%	3.56	99.4%	5.39	99.2%
2024-Nov			2.27	100.2%	3.12	100.0%	2.11	99.7%	2.42	99.8%	3.11	99.7%	3.49	100.4%	5.73	99.9%
2024-Oct			2.02	100.3%	2.63	99.9%	1.94	99.8%	2.08	99.6%	2.5	99.7%	2.54	99.4%	6.52	99.5%
2024-Sep			2.39	99.9%	2.74	99.7%	1.99	99.7%	2.29	99.7%	2.66	100.2%	3.11	99.9%	5.38	100.0%
2024-Aug			1.87	99.9%	2.32	100.0%	1.81	99.6%	1.78	99.9%	1.95	100.0%	2.36	99.8%	3.81	99.7%
2024-Jul			1.64	99.6%	2.03	99.8%	1.82	99.8%	1.78	99.6%	1.97	99.8%	2.58	99.5%	4.52	99.7%
2024-Jun			3.09	100.0%	2.18	99.8%	1.97	99.8%	1.79	99.7%	2.03	99.9%	3.24	99.9%	6.59	99.8%
2024-May			1.69	100.3%	1.85	99.9%	1.38	99.5%	1.43	99.8%	1.95	100.0%	2.65	100.3%	6.08	99.4%
2024-Apr			1.69	99.6%	1.93	99.7%	1.49	99.5%	1.44	99.8%	2.13	99.9%	2.68	99.3%	5.88	100.0%
2024-Mar			1.83	100.1%	1.47	99.6%	1.11	99.9%	1.37	99.7%	1.96	100.0%	2.84	100.3%	5.6	99.8%
2024-Feb			2.43	99.9%	1.77	99.5%	1.24	99.9%	1.43	99.9%	2.05	99.7%	2.69	100.3%	5.43	100.7%
2024-Jan			1.7	100.0%	2.15	99.8%	1.58	99.8%	1.87	99.7%	2.28	99.9%	3.43	99.7%	6.74	98.4%