

New Listings **2,237**

▼ -12.86% (1M Pr) ▼ -23.96% (3M Pr)
 ▼ -31.86% (6M Pr) ▲ 0.54% (12M Pr)

Active Listings **4,918**

▼ -9.33% (1M Pr) ▼ -9.53% (3M Pr)
 ▲ 0.27% (6M Pr) ▲ 13.32% (12M Pr)

Under Contract **663**

▼ -0.45% (1M Pr) ▼ -15.43% (3M Pr)
 ▼ -35.00% (6M Pr) ▲ 18.18% (12M Pr)

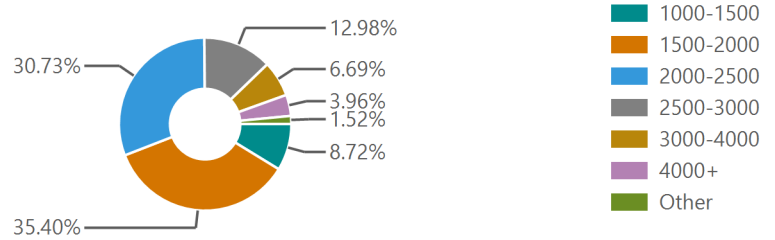
Closed Rentals **1,972**

▼ -2.81% (1M Pr) ▼ -9.54% (3M Pr)
 ▼ -9.46% (6M Pr) ▼ -1.35% (12M Pr)

AVG DOM **51**

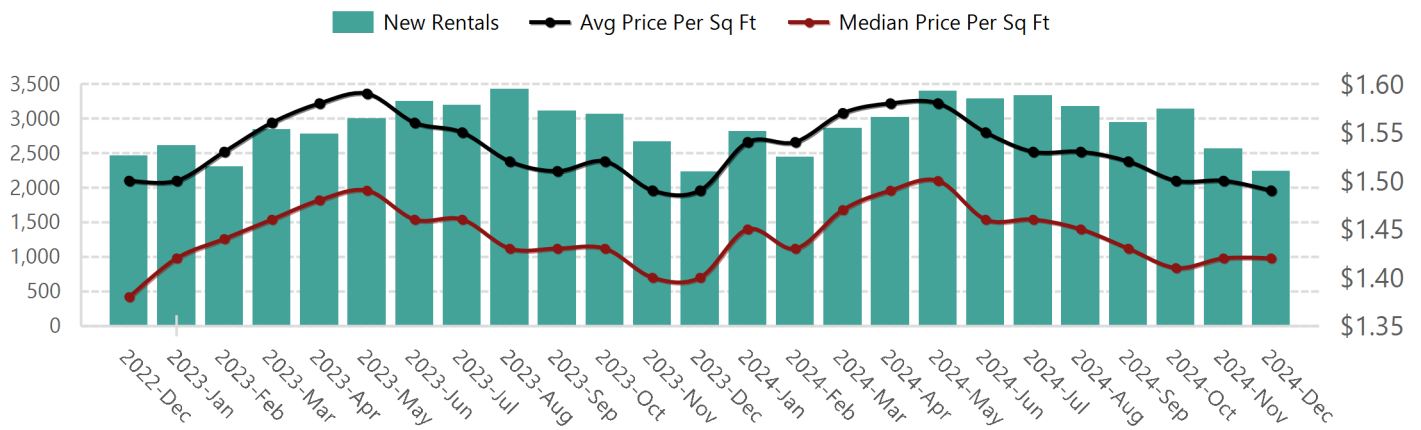
▲ 4.08% (1M Pr) ▲ 6.25% (3M Pr)
 ▲ 30.77% (6M Pr) ▲ 10.87% (12M Pr)

Closed Rentals by Price Range



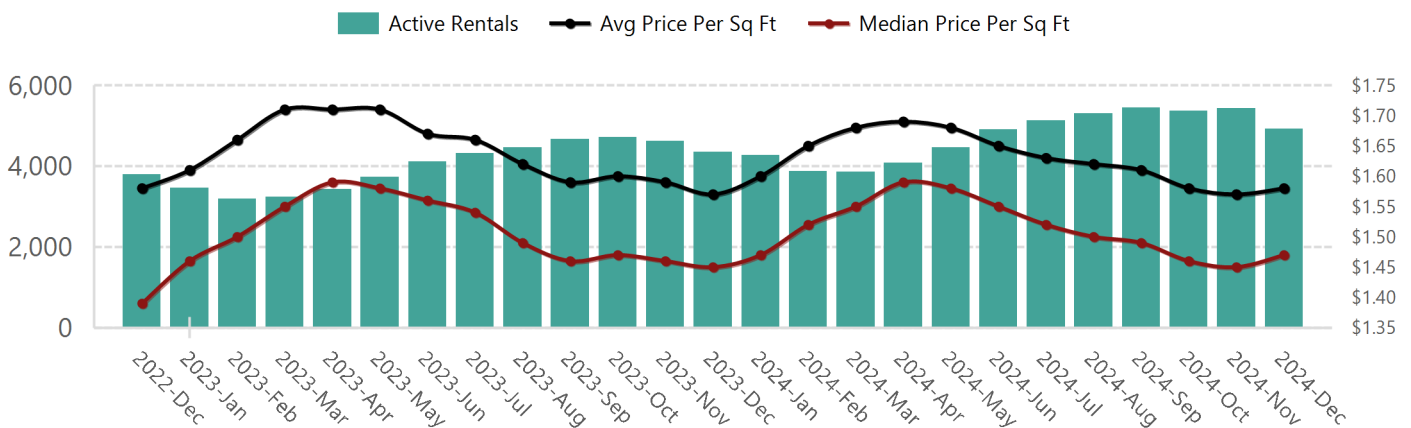
New Rentals and Price Per Sq Ft

Last 24 Months - New Rentals and Price Per Sq Ft



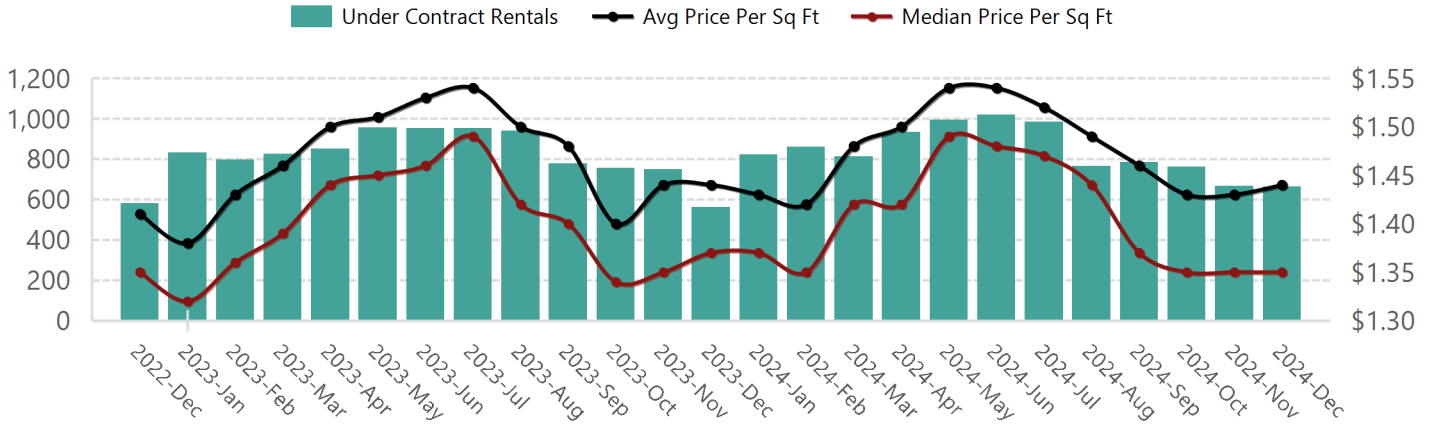
Active Rentals and Price Per Sq Ft

Last 24 Months - Active Rentals and Price Per Sq Ft



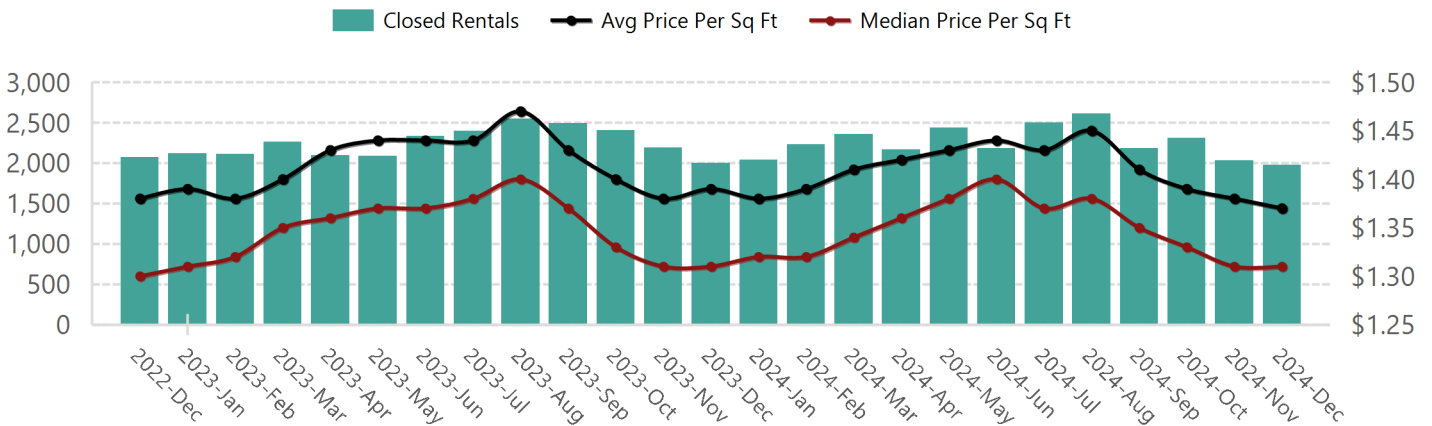
Under Contract Rentals and Price Per Sq Ft

Last 24 Months - Under Contract Rentals and Price Per Sq Ft



Closed Rentals and Price Per Sq Ft

Last 24 Months - Closed Rentals and Price Per Sq Ft



Months of Supply/Rental to List by Price Range

YYYY-MMM	\$0-\$500		\$500-\$1,000		\$1,000-\$1,500		\$1,500-\$2,000		\$2,000-\$2,500		\$2,500-\$3,000		\$3,000-\$4,000		\$4,000 +	
	MOS	STL	MOS	STL	MOS	STL	MOS	STL	MOS	STL	MOS	STL	MOS	STL	MOS	STL
2024-Dec			3.13	100.3%	2.98	100.0%	2.03	99.6%	2.09	99.9%	2.84	99.8%	3.58	99.4%	5.51	99.3%
2024-Nov			2.27	100.2%	3.14	100.0%	2.12	99.7%	2.42	99.8%	3.11	99.7%	3.52	100.4%	5.78	99.9%
2024-Oct			2.02	100.3%	2.63	99.9%	1.95	99.8%	2.08	99.6%	2.52	99.7%	2.54	99.4%	6.59	99.5%
2024-Sep			2.39	99.9%	2.74	99.7%	1.99	99.7%	2.29	99.7%	2.66	100.2%	3.11	99.9%	5.42	100.0%
2024-Aug			1.87	99.9%	2.32	100.0%	1.81	99.6%	1.78	99.9%	1.95	100.0%	2.36	99.8%	3.84	99.7%
2024-Jul			1.64	99.6%	2.03	99.8%	1.82	99.8%	1.78	99.6%	1.97	99.8%	2.58	99.5%	4.54	99.7%
2024-Jun			3.09	100.0%	2.18	99.8%	1.97	99.8%	1.79	99.7%	2.03	99.9%	3.24	99.9%	6.61	99.8%
2024-May			1.69	100.3%	1.85	99.9%	1.38	99.5%	1.43	99.8%	1.95	100.0%	2.65	100.3%	6.1	99.4%
2024-Apr			1.69	99.6%	1.93	99.7%	1.49	99.5%	1.44	99.8%	2.13	99.9%	2.68	99.3%	5.91	100.0%
2024-Mar			1.83	100.1%	1.47	99.6%	1.11	99.9%	1.37	99.7%	1.96	100.0%	2.84	100.3%	5.63	99.8%
2024-Feb			2.43	99.9%	1.77	99.5%	1.24	99.9%	1.43	99.9%	2.05	99.7%	2.69	100.3%	5.44	100.7%
2024-Jan			1.7	100.0%	2.15	99.8%	1.58	99.8%	1.87	99.7%	2.28	99.9%	3.43	99.7%	6.74	98.4%
2023-Dec			2.68	99.8%	2.33	99.9%	1.61	99.8%	1.93	99.7%	2.48	100.1%	3.35	99.2%	5.82	99.9%