

New Listings **3,146**

▲ 5.68% (1M Pr) ▼ -9.70% (3M Pr)
 ▲ 1.48% (6M Pr) ▲ 0.25% (12M Pr)

Active Listings **6,331**

▲ 1.17% (1M Pr) ▲ 3.09% (3M Pr)
 ▲ 29.20% (6M Pr) ▲ 17.98% (12M Pr)

Under Contract **776**

▼ -2.27% (1M Pr) ▼ -27.27% (3M Pr)
 ▼ -16.56% (6M Pr) ▲ 1.84% (12M Pr)

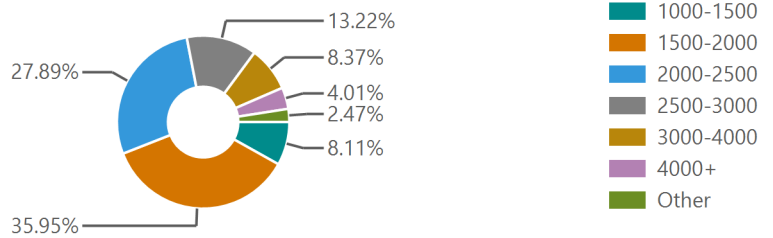
Closed Rentals **2,270**

▲ 2.99% (1M Pr) ▼ -1.90% (3M Pr)
 ▲ 10.57% (6M Pr) ▼ -1.77% (12M Pr)

AVG DOM **54**

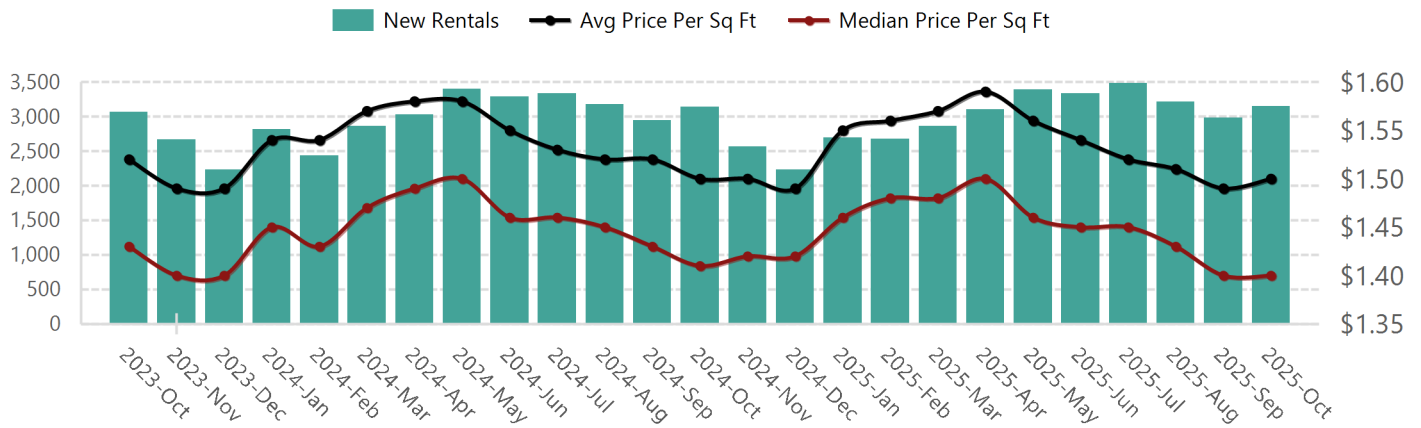
▲ 1.89% (1M Pr) ▲ 17.39% (3M Pr)
 ▲ 20.00% (6M Pr) ▲ 14.89% (12M Pr)

Closed Rentals by Price Range



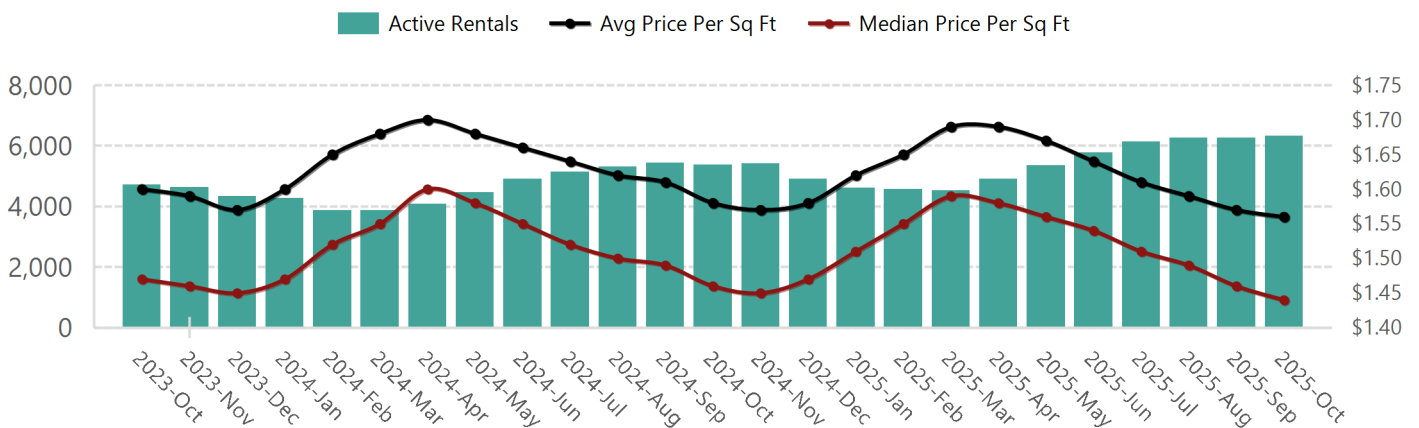
New Rentals and Price Per Sq Ft

Last 24 Months - New Rentals and Price Per Sq Ft



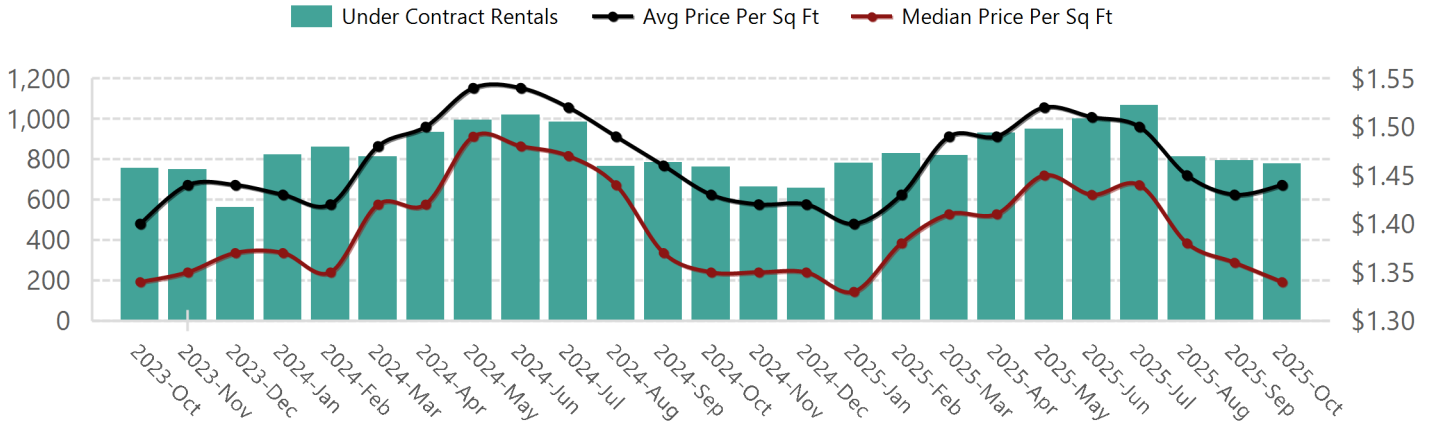
Active Rentals and Price Per Sq Ft

Last 24 Months - Active Rentals and Price Per Sq Ft



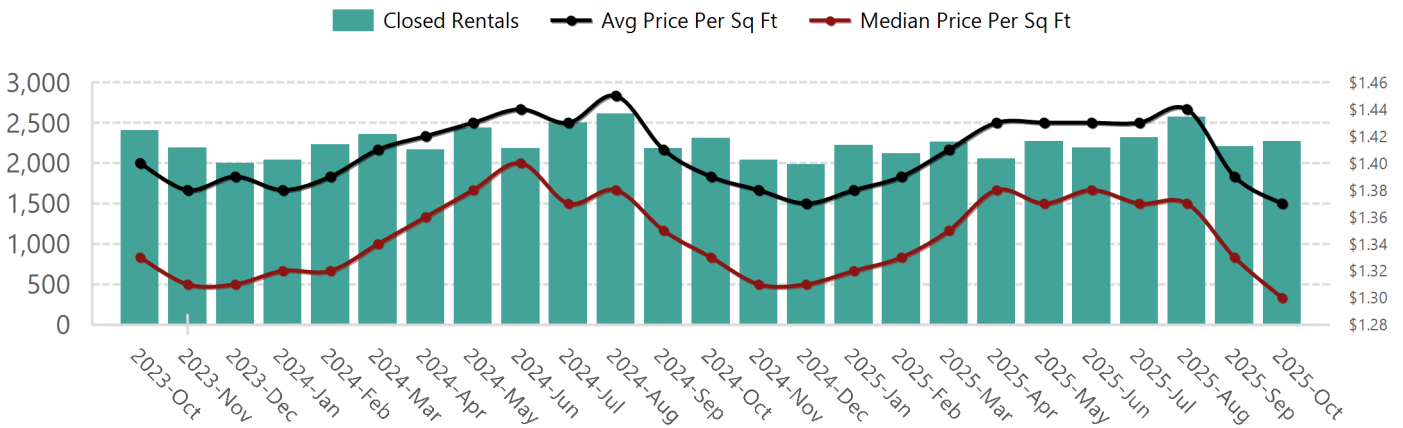
Under Contract Rentals and Price Per Sq Ft

Last 24 Months - Under Contract Rentals and Price Per Sq Ft



Closed Rentals and Price Per Sq Ft

Last 24 Months - Closed Rentals and Price Per Sq Ft



Months of Supply/Rental to List by Price Range

YYYY-MMM	\$0-\$500		\$500-\$1,000		\$1,000-\$1,500		\$1,500-\$2,000		\$2,000-\$2,500		\$2,500-\$3,000		\$3,000-\$4,000		\$4,000 +	
	MOS	STL	MOS	STL	MOS	STL	MOS	STL	MOS	STL	MOS	STL	MOS	STL	MOS	STL
2025-Oct			3.54	99.3%	4.41	99.7%	2.21	99.6%	2.45	99.7%	3.03	99.8%	2.92	99.8%	5.52	100.4%
2025-Sep			3.14	99.7%	3.65	99.8%	2.45	99.8%	2.48	99.6%	2.84	99.9%	3.5	99.9%	5.21	99.2%
2025-Aug			3.28	99.7%	3.04	99.5%	2.17	99.7%	2.16	99.8%	2.52	99.8%	2.54	99.6%	3.74	98.6%
2025-Jul			2.88	99.9%	3.23	99.7%	2.59	99.8%	2.09	99.7%	2.59	99.7%	2.83	99.8%	5.53	98.6%
2025-Jun			4	100.3%	3.78	100.1%	2.24	99.8%	2.12	99.7%	2.48	99.7%	3.05	99.4%	5.48	99.9%
2025-May			3.49	100.0%	2.94	100.0%	1.93	99.8%	1.77	99.8%	2.31	99.8%	3.38	99.7%	5.75	99.5%
2025-Apr			4.36	100.0%	3.14	99.5%	1.92	99.9%	1.81	99.9%	2.59	99.9%	2.76	99.8%	5.55	99.3%
2025-Mar			2.57	99.8%	2.12	99.5%	1.38	99.7%	1.7	99.8%	2.04	100.2%	3.14	99.8%	7.49	99.4%
2025-Feb			2.66	100.3%	2.35	99.8%	1.69	99.8%	1.7	99.8%	2.53	99.8%	3.5	100.3%	5.18	100.0%
2025-Jan			1.64	99.4%	2.87	99.8%	1.7	99.8%	1.79	99.9%	2.02	100.0%	2.81	100.4%	4.75	99.4%
2024-Dec			3.13	100.3%	2.96	100.0%	2	99.6%	2.06	99.9%	2.81	99.8%	3.6	99.4%	5.41	99.2%
2024-Nov			2.27	100.2%	3.12	100.0%	2.11	99.7%	2.4	99.8%	3.12	99.7%	3.51	100.4%	5.76	99.9%
2024-Oct			2.02	100.3%	2.63	99.9%	1.94	99.8%	2.08	99.6%	2.5	99.7%	2.55	99.4%	6.55	99.5%