

New Listings **2,616**

▼ -16.77% (1M Pr) ▼ -18.48% (3M Pr)
▼ -22.81% (6M Pr) ▲ 2.03% (12M Pr)

Active Listings **6,207**

▼ -1.60% (1M Pr) ▼ -0.75% (3M Pr)
▲ 16.15% (6M Pr) ▲ 14.69% (12M Pr)

Under Contract **718**

▼ -6.87% (1M Pr) ▼ -11.58% (3M Pr)
▼ -24.26% (6M Pr) ▲ 8.13% (12M Pr)

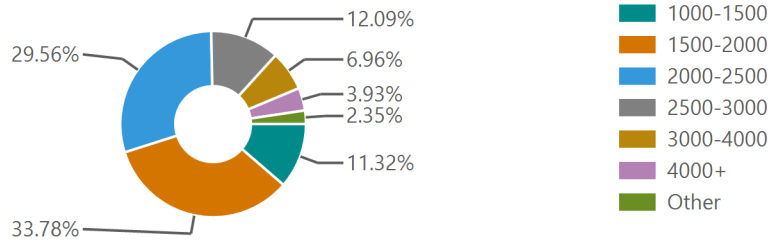
Closed Rentals **2,084**

▼ -8.48% (1M Pr) ▼ -18.82% (3M Pr)
▼ -8.03% (6M Pr) ▲ 2.41% (12M Pr)

AVG DOM **53**

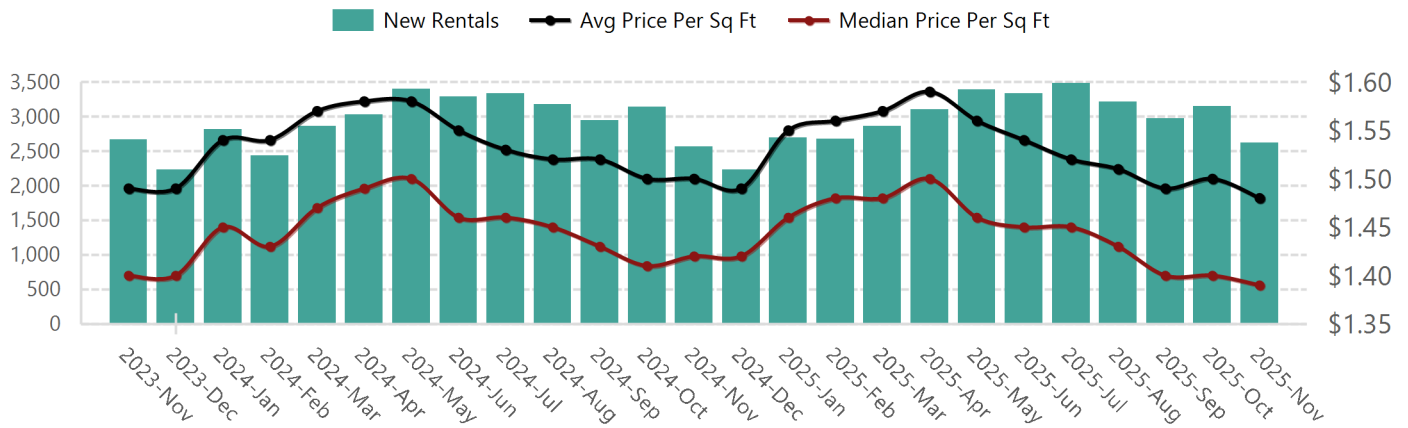
▼ -1.85% (1M Pr) ▲ 10.42% (3M Pr)
▲ 17.78% (6M Pr) ▲ 6.00% (12M Pr)

Closed Rentals by Price Range



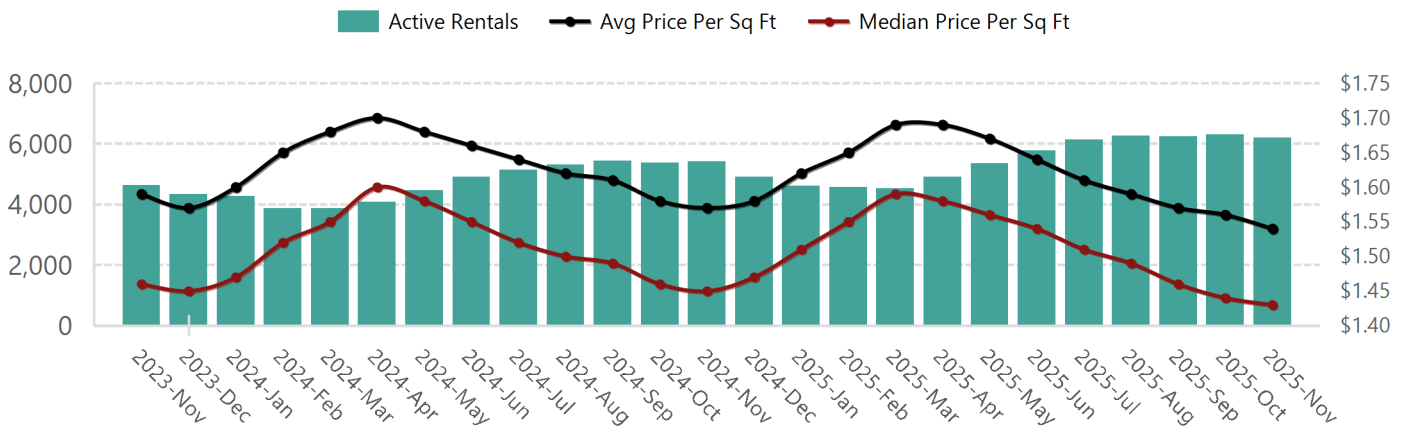
New Rentals and Price Per Sq Ft

Last 24 Months - New Rentals and Price Per Sq Ft



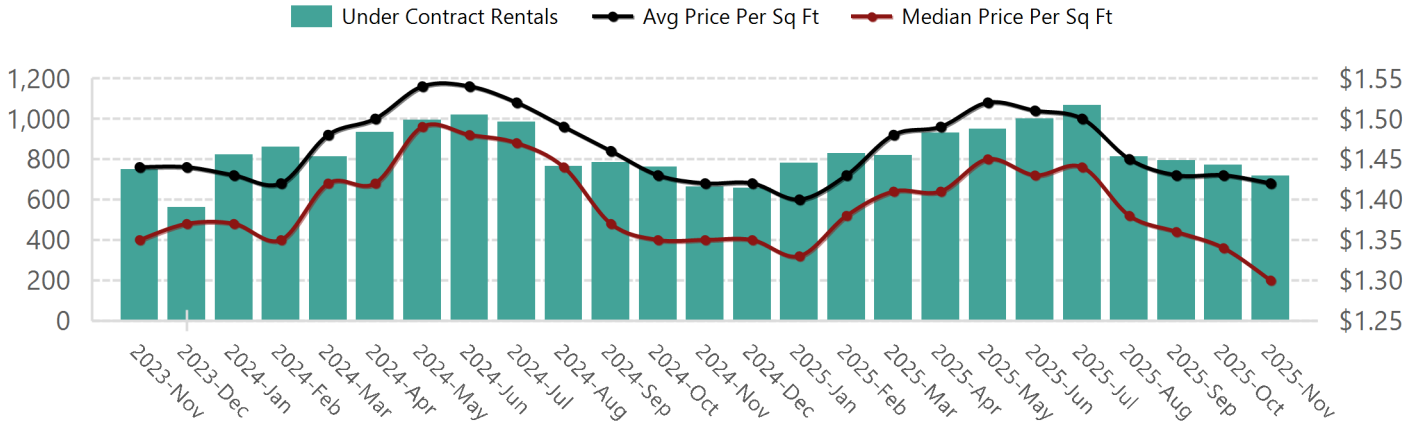
Active Rentals and Price Per Sq Ft

Last 24 Months - Active Rentals and Price Per Sq Ft



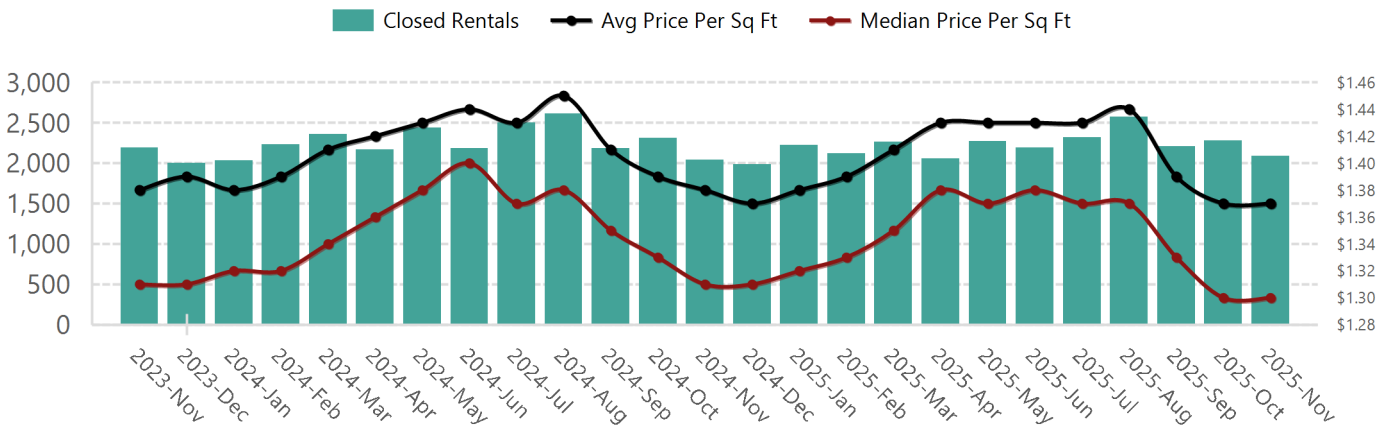
Under Contract Rentals and Price Per Sq Ft

Last 24 Months - Under Contract Rentals and Price Per Sq Ft



Closed Rentals and Price Per Sq Ft

Last 24 Months - Closed Rentals and Price Per Sq Ft



Months of Supply/Rental to List by Price Range

YYYY-MMM	\$0-\$500		\$500-\$1,000		\$1,000-\$1,500		\$1,500-\$2,000		\$2,000-\$2,500		\$2,500-\$3,000		\$3,000-\$4,000		\$4,000 +	
	MOS	STL	MOS	STL	MOS	STL	MOS	STL	MOS	STL	MOS	STL	MOS	STL	MOS	STL
2025-Nov			4.06	100.0%	3.41	99.7%	2.61	99.8%	2.48	99.8%	3.34	99.4%	3.71	99.7%	5.56	100.8%
2025-Oct			3.54	99.3%	4.4	99.7%	2.2	99.6%	2.44	99.7%	3.01	99.8%	2.86	99.8%	5.42	100.5%
2025-Sep			3.14	99.7%	3.64	99.8%	2.44	99.8%	2.47	99.6%	2.83	99.9%	3.47	99.9%	5.12	99.2%
2025-Aug			3.28	99.7%	3.03	99.5%	2.17	99.7%	2.15	99.8%	2.52	99.8%	2.54	99.6%	3.69	98.6%
2025-Jul			2.88	99.9%	3.21	99.7%	2.58	99.8%	2.09	99.7%	2.59	99.7%	2.83	99.8%	5.48	98.6%
2025-Jun			4	100.3%	3.78	100.1%	2.24	99.8%	2.12	99.7%	2.48	99.7%	3.05	99.4%	5.45	99.9%
2025-May			3.49	100.0%	2.95	100.0%	1.93	99.8%	1.77	99.8%	2.31	99.8%	3.39	99.7%	5.73	99.5%
2025-Apr			4.36	100.0%	3.15	99.5%	1.92	99.9%	1.81	99.9%	2.59	99.9%	2.75	99.8%	5.54	99.3%
2025-Mar			2.57	99.8%	2.13	99.5%	1.38	99.7%	1.7	99.8%	2.04	100.2%	3.13	99.8%	7.48	99.4%
2025-Feb			2.66	100.3%	2.35	99.8%	1.69	99.8%	1.7	99.8%	2.54	99.8%	3.49	100.3%	5.16	100.0%
2025-Jan			1.64	99.4%	2.87	99.8%	1.7	99.8%	1.79	99.9%	2.02	100.0%	2.8	100.4%	4.74	99.4%
2024-Dec			3.13	100.3%	2.96	100.0%	2	99.6%	2.06	99.9%	2.83	99.8%	3.6	99.4%	5.39	99.2%
2024-Nov			2.27	100.2%	3.12	100.0%	2.11	99.7%	2.4	99.8%	3.11	99.7%	3.51	100.4%	5.75	99.9%