

**New Listings** **2,194**

▲ 0.41% (1M Pr)    ▲ 1.01% (3M Pr)  
 ▼ -25.95% (6M Pr)    ▼ -23.58% (12M Pr)

**Active Listings** **4,115**

▼ -4.24% (1M Pr)    ▼ -21.32% (3M Pr)  
 ▼ -33.51% (6M Pr)    ▼ -9.10% (12M Pr)

**Under Contract** **609**

▼ -30.64% (1M Pr)    ▼ -15.42% (3M Pr)  
 ▼ -23.88% (6M Pr)    ▼ -25.55% (12M Pr)

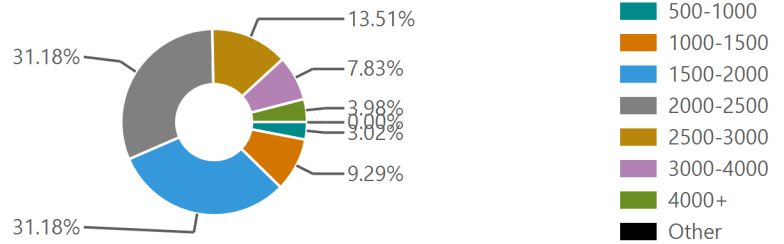
**Closed Rentals** **2,184**

▼ -0.64% (1M Pr)    ▲ 2.49% (3M Pr)  
 ▼ -1.13% (6M Pr)    ▼ -3.49% (12M Pr)

**AVG DOM** **52**

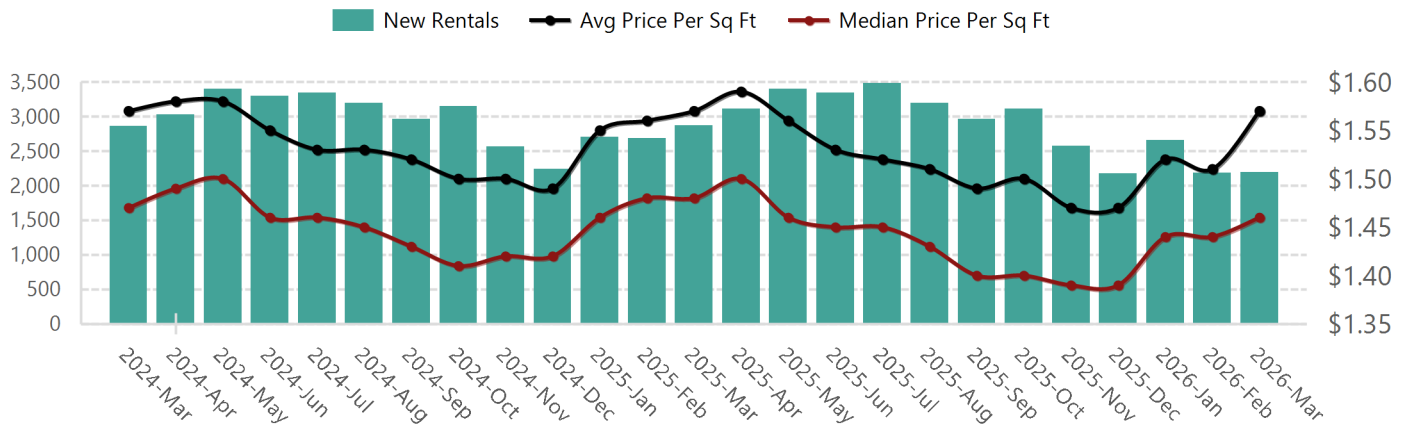
▼ -8.77% (1M Pr)    ▼ -8.77% (3M Pr)  
 ▼ -1.89% (6M Pr)    ▲ 4.00% (12M Pr)

**Closed Rentals by Price Range**



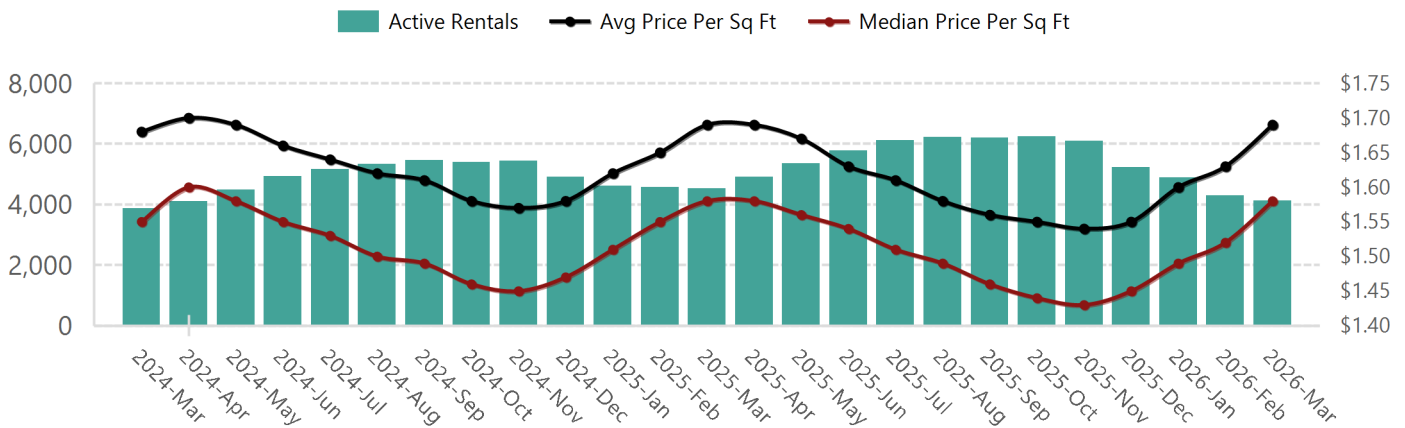
**New Rentals and Price Per Sq Ft**

**Last 24 Months - New Rentals and Price Per Sq Ft**



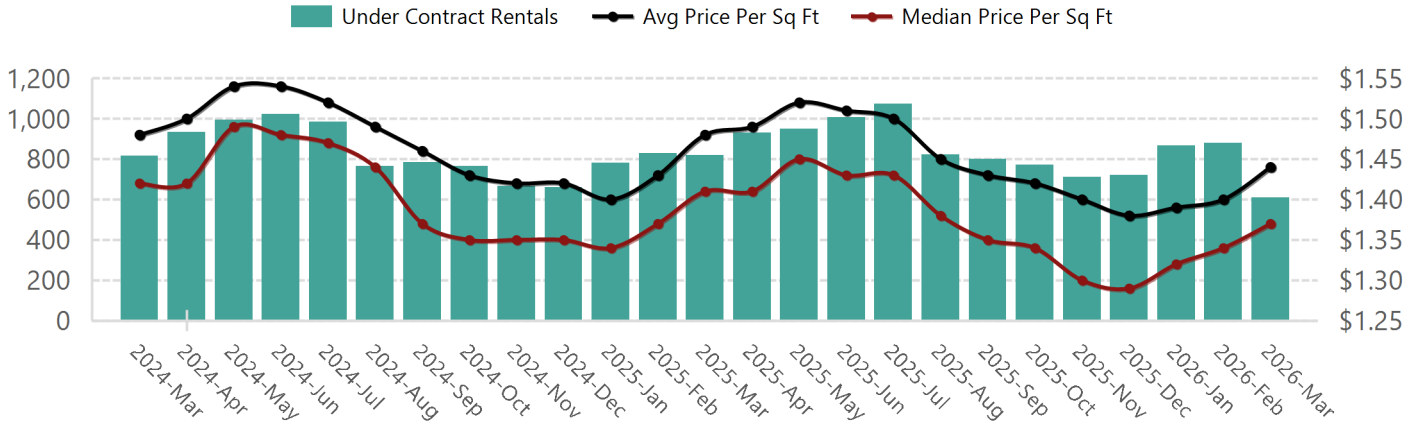
**Active Rentals and Price Per Sq Ft**

**Last 24 Months - Active Rentals and Price Per Sq Ft**



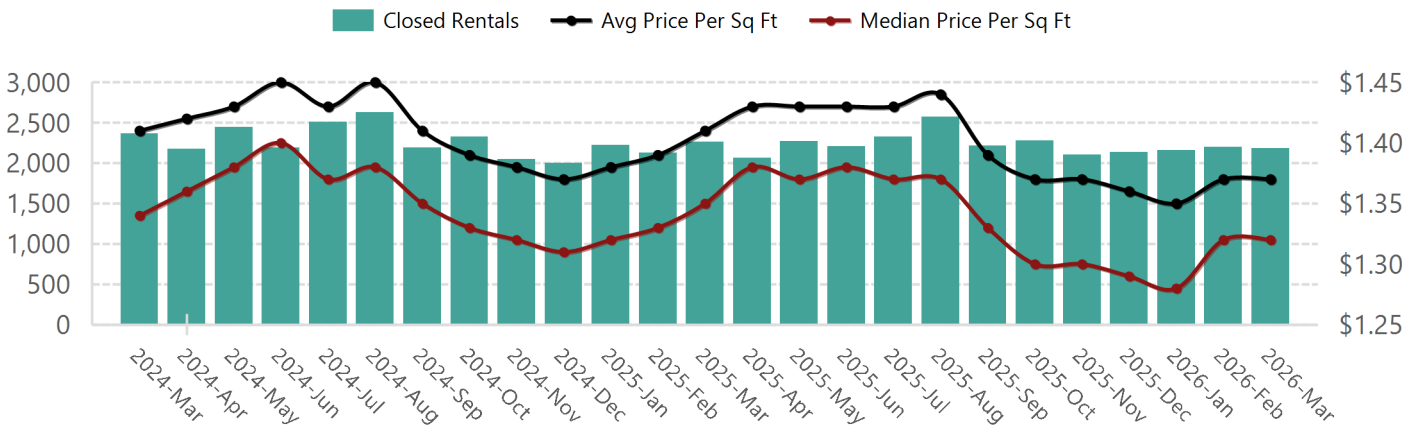
## Under Contract Rentals and Price Per Sq Ft

### Last 24 Months - Under Contract Rentals and Price Per Sq Ft



## Closed Rentals and Price Per Sq Ft

### Last 24 Months - Closed Rentals and Price Per Sq Ft



## Months of Supply/Rental to List by Price Range

YYYY-MMM	\$0-\$500		\$500-\$1,000		\$1,000-\$1,500		\$1,500-\$2,000		\$2,000-\$2,500		\$2,500-\$3,000		\$3,000-\$4,000		\$4,000 +	
	MOS	STL	MOS	STL	MOS	STL	MOS	STL	MOS	STL	MOS	STL	MOS	STL	MOS	STL
2026-Mar			2.58	99.9%	3.2	99.3%	1.49	100.0%	1.34	99.7%	1.8	100.0%	2.26	100.2%	5.21	98.4%
2026-Feb			2.54	99.9%	2.88	99.8%	1.64	99.8%	1.45	99.9%	1.84	100.1%	2.53	100.0%	5.06	99.1%
2026-Jan			3.25	100.1%	3.69	100.0%	1.78	99.7%	1.89	99.8%	1.96	100.2%	2.83	100.3%	6	99.1%
2025-Dec			4.31	99.3%	3.22	99.8%	2.01	99.8%	2.15	100.0%	2.44	100.1%	2.89	100.2%	5.53	97.9%
2025-Nov			3.74	100.0%	3.31	99.7%	2.55	99.8%	2.45	99.8%	3.27	99.5%	3.62	99.8%	5.24	100.8%
2025-Oct			3.39	99.3%	4.3	99.7%	2.18	99.7%	2.42	99.7%	2.99	99.8%	2.84	99.8%	5.21	100.5%
2025-Sep			3.05	99.7%	3.56	99.8%	2.43	99.8%	2.47	99.6%	2.82	99.9%	3.44	99.9%	4.96	99.2%
2025-Aug			3.2	99.7%	2.99	99.5%	2.16	99.7%	2.15	99.8%	2.5	99.8%	2.53	99.6%	3.61	98.6%
2025-Jul			2.83	99.9%	3.15	99.7%	2.57	99.8%	2.09	99.7%	2.58	99.7%	2.81	99.8%	5.42	98.6%
2025-Jun			3.92	100.3%	3.68	100.0%	2.23	99.8%	2.11	99.7%	2.47	99.7%	3.05	99.4%	5.42	99.9%
2025-May			3.41	100.0%	2.94	100.0%	1.92	99.8%	1.77	99.8%	2.31	99.8%	3.37	99.7%	5.7	99.5%
2025-Apr			4.29	100.0%	3.1	99.5%	1.92	99.9%	1.81	99.9%	2.56	99.9%	2.76	99.8%	5.53	99.3%
2025-Mar			2.52	99.8%	2.11	99.5%	1.38	99.7%	1.7	99.8%	2.05	100.2%	3.15	99.8%	7.49	99.4%