

New Listings **2,871**

▲ 7.05% (1M Pr) ▲ 28.69% (3M Pr)
▼ -2.35% (6M Pr) ▲ 0.45% (12M Pr)

Active Listings **4,535**

▼ -0.94% (1M Pr) ▼ -7.41% (3M Pr)
▼ -16.53% (6M Pr) ▲ 17.55% (12M Pr)

Under Contract **828**

▼ -0.24% (1M Pr) ▲ 26.22% (3M Pr)
▲ 5.61% (6M Pr) ▲ 1.97% (12M Pr)

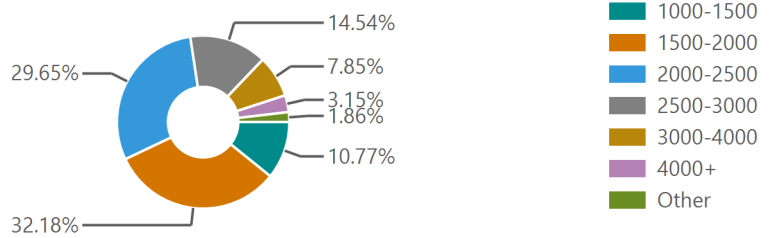
Closed Rentals **2,256**

▲ 6.82% (1M Pr) ▲ 13.77% (3M Pr)
▲ 3.49% (6M Pr) ▼ -4.33% (12M Pr)

AVG DOM **50**

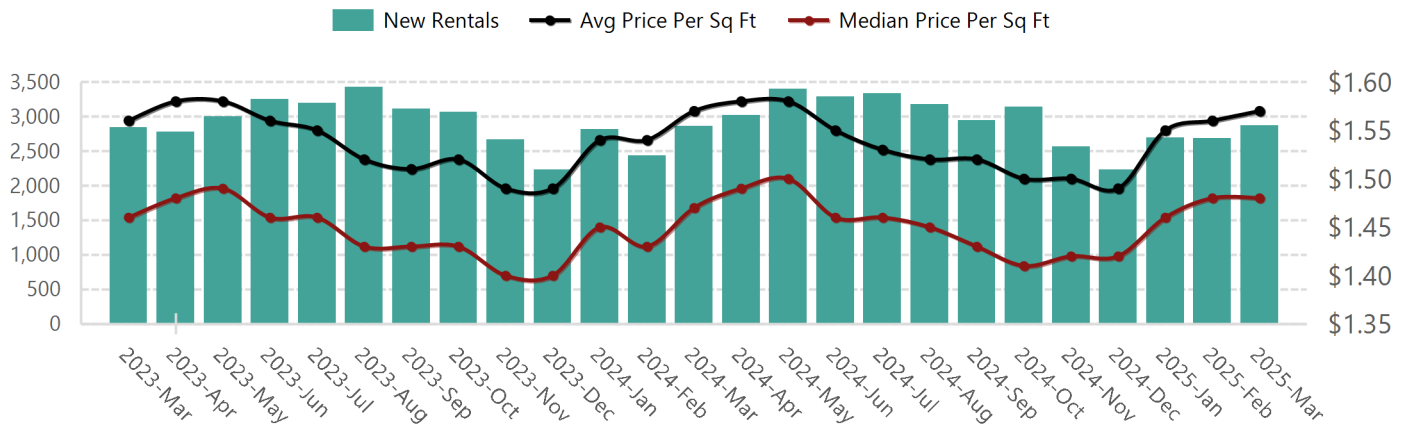
▼ -3.85% (1M Pr) ▼ -3.85% (3M Pr)
▲ 4.17% (6M Pr) ▲ 13.64% (12M Pr)

Closed Rentals by Price Range



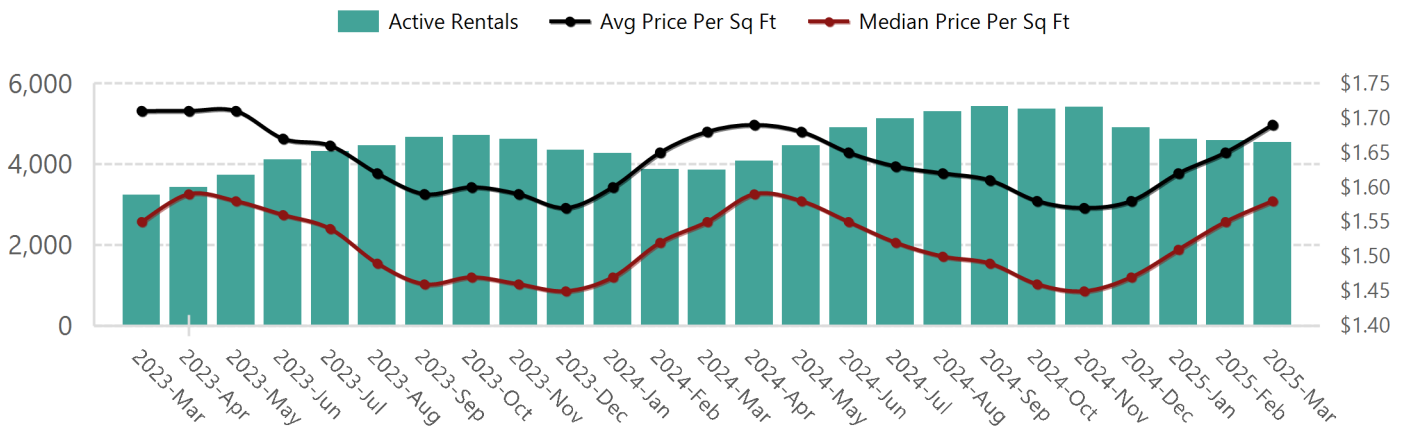
New Rentals and Price Per Sq Ft

Last 24 Months - New Rentals and Price Per Sq Ft



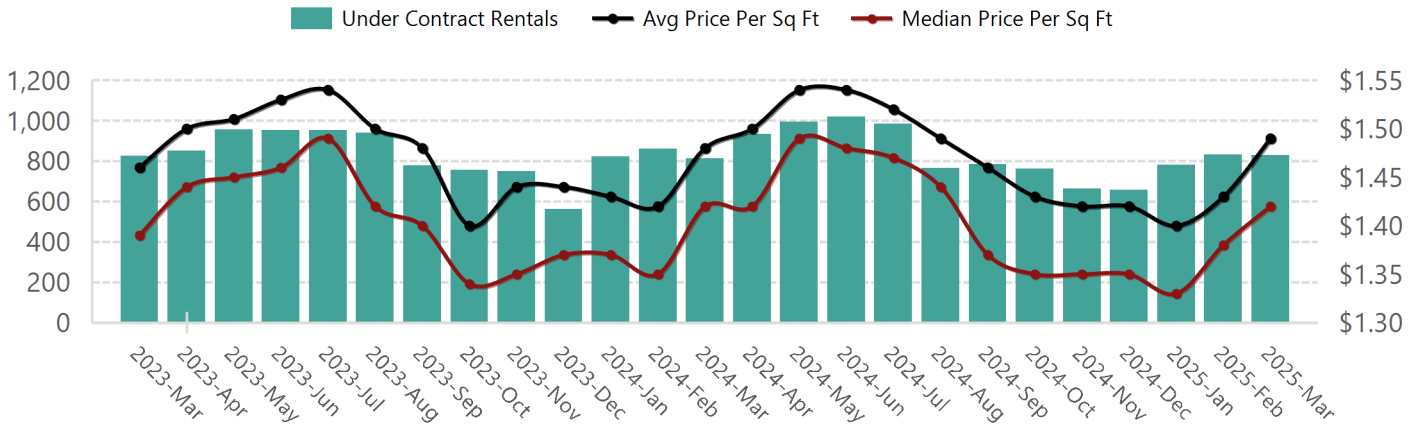
Active Rentals and Price Per Sq Ft

Last 24 Months - Active Rentals and Price Per Sq Ft



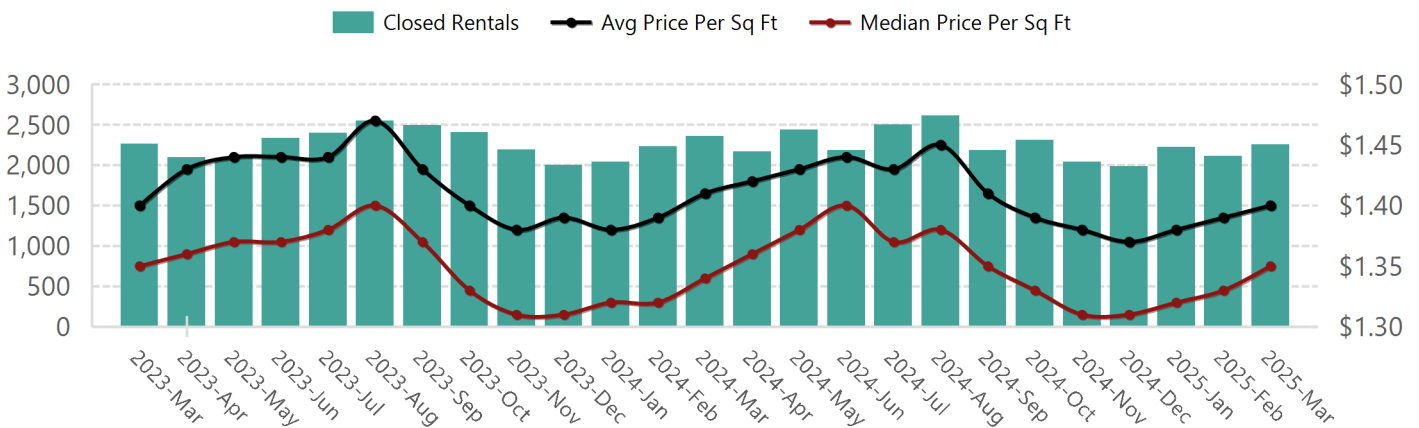
Under Contract Rentals and Price Per Sq Ft

Last 24 Months - Under Contract Rentals and Price Per Sq Ft



Closed Rentals and Price Per Sq Ft

Last 24 Months - Closed Rentals and Price Per Sq Ft



Months of Supply/Rental to List by Price Range

YYYY-MMM	\$0-\$500		\$500-\$1,000		\$1,000-\$1,500		\$1,500-\$2,000		\$2,000-\$2,500		\$2,500-\$3,000		\$3,000-\$4,000		\$4,000 +	
	MOS	STL	MOS	STL	MOS	STL	MOS	STL	MOS	STL	MOS	STL	MOS	STL	MOS	STL
2025-Mar			2.57	99.8%	2.13	99.5%	1.39	99.7%	1.71	99.8%	2.04	100.2%	3.11	99.9%	7.56	99.4%
2025-Feb			2.66	100.3%	2.36	99.8%	1.69	99.8%	1.71	99.8%	2.53	99.8%	3.53	100.3%	5.26	100.0%
2025-Jan			1.64	99.4%	2.87	99.8%	1.7	99.8%	1.79	99.9%	2.01	100.0%	2.8	100.4%	4.79	99.4%
2024-Dec			3.13	100.3%	2.96	100.0%	2.01	99.6%	2.06	99.9%	2.81	99.8%	3.59	99.4%	5.41	99.2%
2024-Nov			2.27	100.2%	3.12	100.0%	2.11	99.7%	2.4	99.8%	3.11	99.7%	3.49	100.4%	5.75	99.9%
2024-Oct			2.02	100.3%	2.63	99.9%	1.94	99.8%	2.08	99.6%	2.5	99.7%	2.54	99.4%	6.52	99.5%
2024-Sep			2.39	99.9%	2.74	99.7%	1.99	99.7%	2.29	99.7%	2.66	100.2%	3.11	99.9%	5.39	100.0%
2024-Aug			1.87	99.9%	2.32	100.0%	1.81	99.6%	1.78	99.9%	1.95	100.0%	2.36	99.8%	3.82	99.7%
2024-Jul			1.64	99.6%	2.03	99.8%	1.82	99.8%	1.78	99.6%	1.97	99.8%	2.58	99.5%	4.53	99.7%
2024-Jun			3.09	100.0%	2.18	99.8%	1.97	99.8%	1.79	99.7%	2.03	99.9%	3.24	99.9%	6.6	99.8%
2024-May			1.69	100.3%	1.85	99.9%	1.38	99.5%	1.43	99.8%	1.95	100.0%	2.65	100.3%	6.09	99.4%
2024-Apr			1.69	99.6%	1.93	99.7%	1.49	99.5%	1.44	99.8%	2.13	99.9%	2.68	99.3%	5.9	100.0%
2024-Mar			1.83	100.1%	1.47	99.6%	1.11	99.9%	1.37	99.7%	1.96	100.0%	2.84	100.3%	5.6	99.8%