

New Listings **2,793**

▲ 24.69% (1M Pr) ▼ -11.14% (3M Pr)
▼ -19.63% (6M Pr) ▲ 3.87% (12M Pr)

Active Listings **5,180**

▼ -4.09% (1M Pr) ▼ -17.74% (3M Pr)
▼ -15.36% (6M Pr) ▲ 12.56% (12M Pr)

Under Contract **873**

▲ 21.25% (1M Pr) ▲ 13.52% (3M Pr)
▼ -18.11% (6M Pr) ▲ 12.07% (12M Pr)

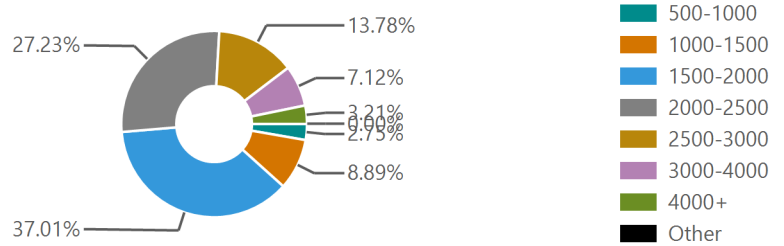
Closed Rentals **2,148**

▲ 0.80% (1M Pr) ▼ -5.75% (3M Pr)
▼ -7.21% (6M Pr) ▼ -3.20% (12M Pr)

AVG DOM **64**

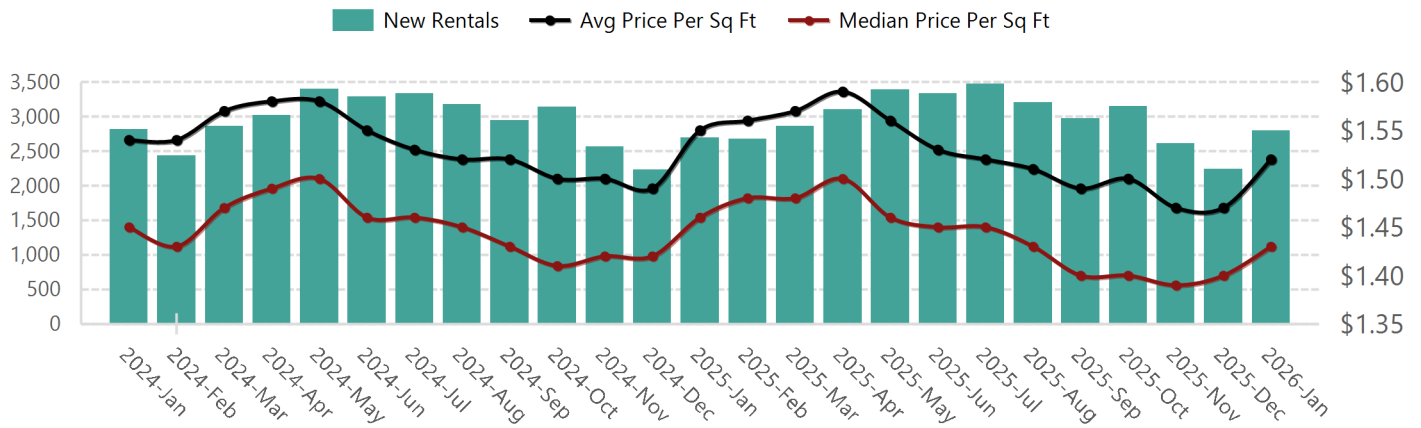
▲ 12.28% (1M Pr) ▲ 18.52% (3M Pr)
▲ 39.13% (6M Pr) ▲ 18.52% (12M Pr)

Closed Rentals by Price Range



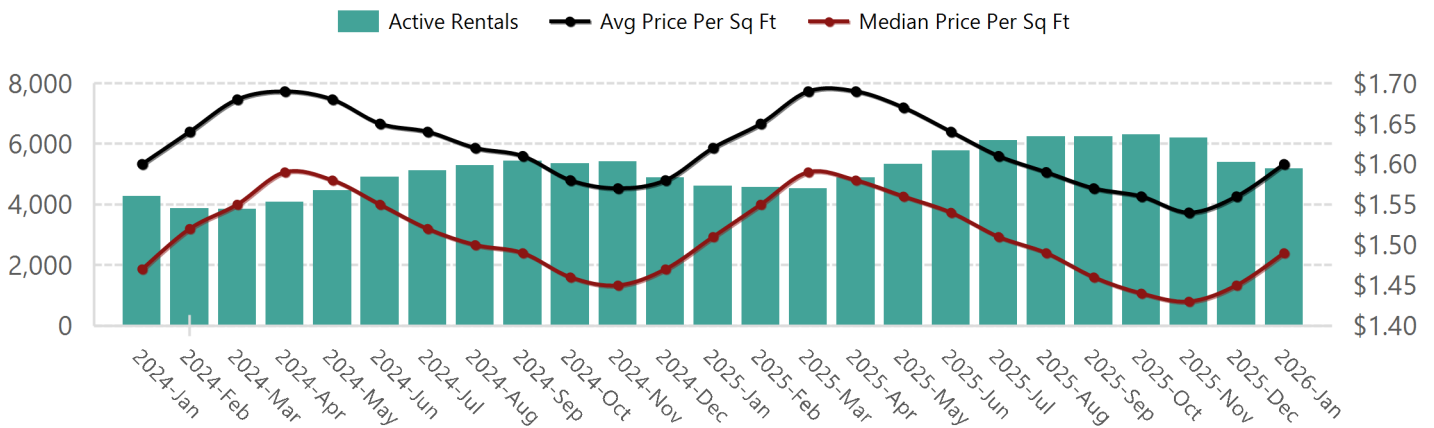
New Rentals and Price Per Sq Ft

Last 24 Months - New Rentals and Price Per Sq Ft



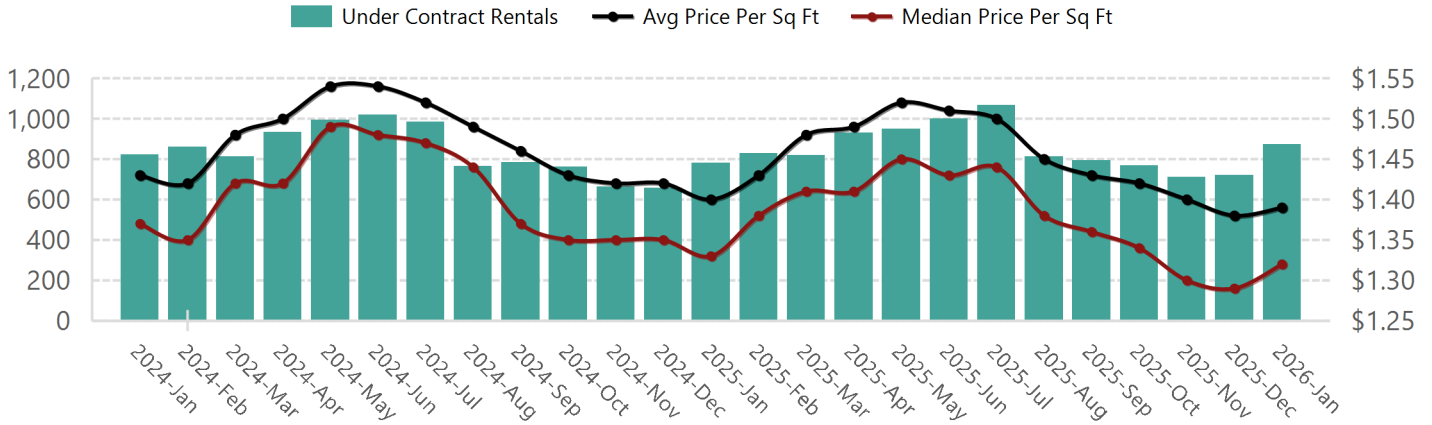
Active Rentals and Price Per Sq Ft

Last 24 Months - Active Rentals and Price Per Sq Ft



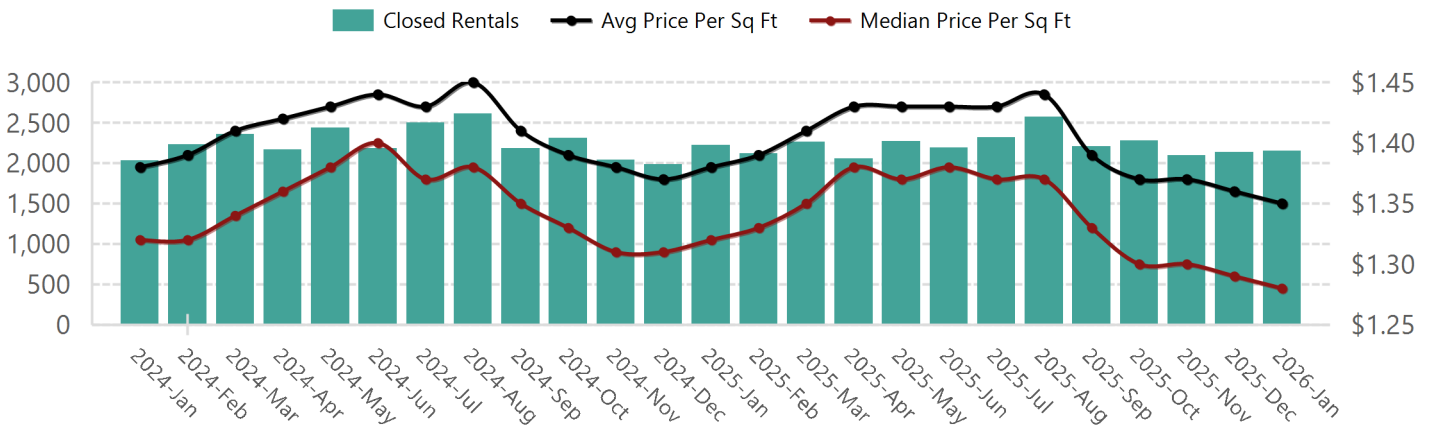
Under Contract Rentals and Price Per Sq Ft

Last 24 Months - Under Contract Rentals and Price Per Sq Ft



Closed Rentals and Price Per Sq Ft

Last 24 Months - Closed Rentals and Price Per Sq Ft



Months of Supply/Rental to List by Price Range

YYYY-MMM	\$0-\$500		\$500-\$1,000		\$1,000-\$1,500		\$1,500-\$2,000		\$2,000-\$2,500		\$2,500-\$3,000		\$3,000-\$4,000		\$4,000 +	
	MOS	STL	MOS	STL	MOS	STL	MOS	STL	MOS	STL	MOS	STL	MOS	STL	MOS	STL
2026-Jan			3.54	100.1%	3.91	100.0%	1.9	99.7%	2.03	99.8%	2.13	100.2%	2.93	100.3%	6.52	99.1%
2025-Dec			4.53	99.3%	3.33	99.8%	2.08	99.8%	2.2	100.0%	2.52	100.1%	2.96	100.2%	5.8	97.9%
2025-Nov			4.04	100.0%	3.37	99.7%	2.59	99.8%	2.47	99.8%	3.31	99.5%	3.66	99.8%	5.42	100.8%
2025-Oct			3.5	99.3%	4.36	99.7%	2.2	99.7%	2.44	99.7%	3.01	99.8%	2.85	99.8%	5.35	100.5%
2025-Sep			3.1	99.7%	3.63	99.8%	2.44	99.8%	2.47	99.6%	2.84	99.9%	3.46	99.9%	5.04	99.2%
2025-Aug			3.24	99.7%	3.03	99.5%	2.17	99.7%	2.15	99.8%	2.52	99.8%	2.53	99.6%	3.64	98.6%
2025-Jul			2.85	99.9%	3.2	99.7%	2.58	99.8%	2.09	99.7%	2.58	99.7%	2.83	99.8%	5.44	98.6%
2025-Jun			3.95	100.3%	3.78	100.1%	2.24	99.8%	2.12	99.7%	2.48	99.7%	3.05	99.4%	5.43	99.9%
2025-May			3.44	100.0%	2.95	100.0%	1.93	99.8%	1.77	99.8%	2.31	99.8%	3.39	99.7%	5.71	99.5%
2025-Apr			4.29	100.0%	3.14	99.5%	1.92	99.9%	1.81	99.9%	2.59	99.9%	2.75	99.8%	5.52	99.3%
2025-Mar			2.52	99.8%	2.12	99.5%	1.38	99.7%	1.7	99.8%	2.04	100.2%	3.13	99.8%	7.48	99.4%
2025-Feb			2.61	100.3%	2.35	99.8%	1.69	99.8%	1.7	99.8%	2.53	99.8%	3.49	100.3%	5.16	100.0%
2025-Jan			1.61	99.4%	2.86	99.8%	1.7	99.8%	1.79	99.9%	2.02	100.0%	2.8	100.4%	4.74	99.4%