

**New Listings** **2,682**

▼ -0.52% (1M Pr) ▲ 4.56% (3M Pr)  
▼ -15.47% (6M Pr) ▲ 10.05% (12M Pr)

**Active Listings** **4,584**

▼ -0.61% (1M Pr) ▼ -15.30% (3M Pr)  
▼ -13.41% (6M Pr) ▲ 18.54% (12M Pr)

**Under Contract** **831**

▲ 6.68% (1M Pr) ▲ 25.15% (3M Pr)  
▲ 8.91% (6M Pr) ▼ -3.48% (12M Pr)

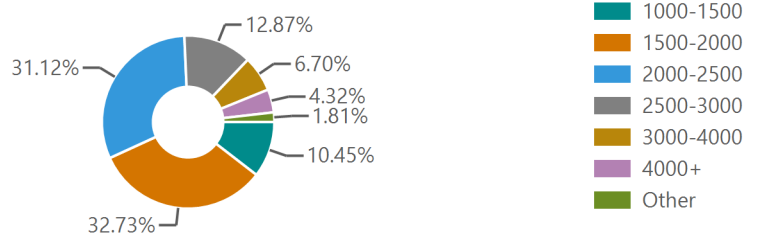
**Closed Rentals** **2,105**

▼ -5.09% (1M Pr) ▲ 3.49% (3M Pr)  
▼ -19.41% (6M Pr) ▼ -5.48% (12M Pr)

**AVG DOM** **52**

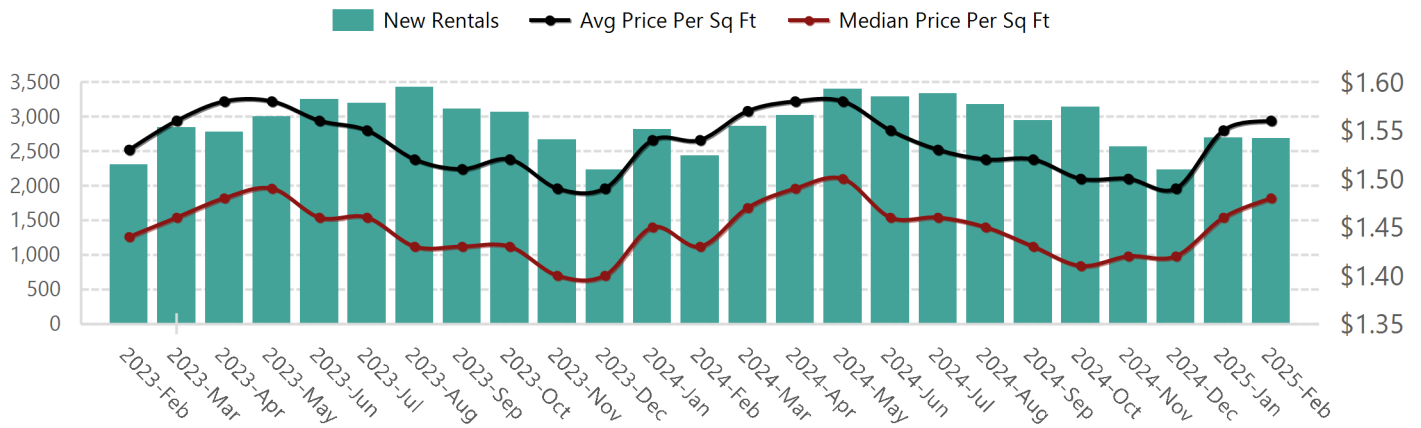
▼ -3.70% (1M Pr) ▲ 6.12% (3M Pr)  
▲ 18.18% (6M Pr) ▲ 10.64% (12M Pr)

**Closed Rentals by Price Range**



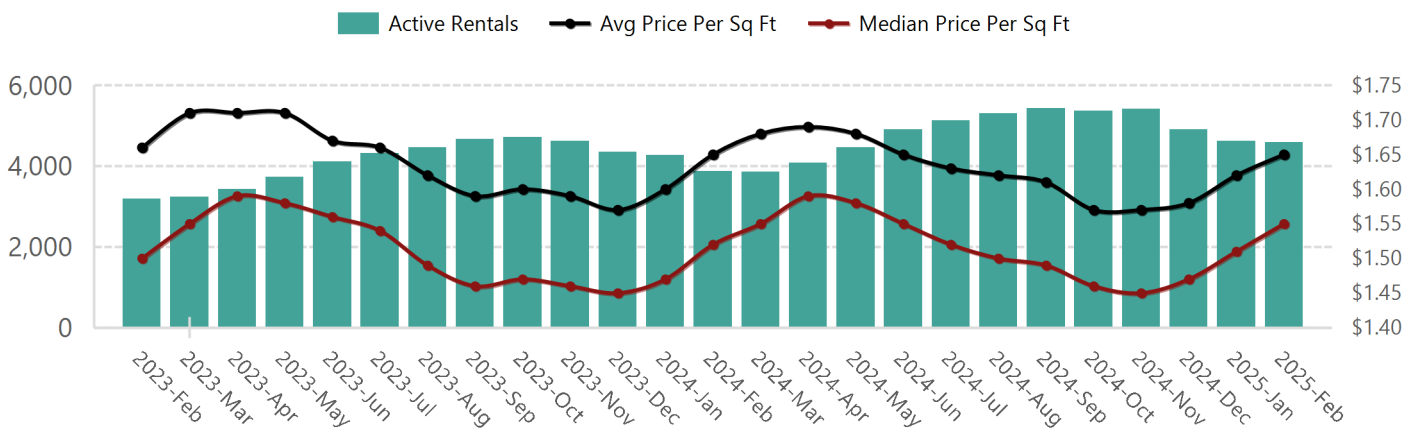
**New Rentals and Price Per Sq Ft**

**Last 24 Months - New Rentals and Price Per Sq Ft**



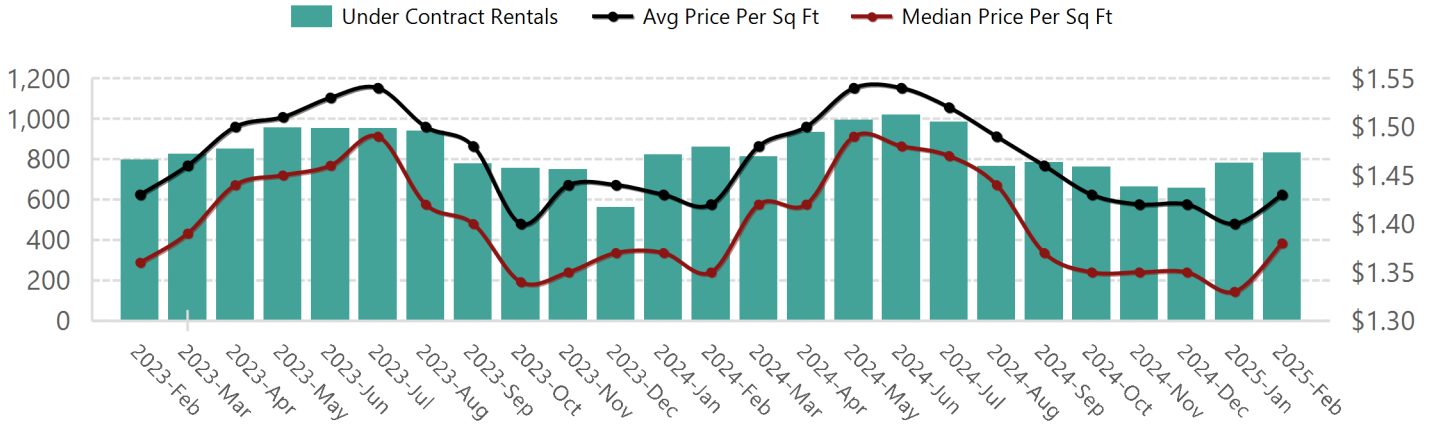
**Active Rentals and Price Per Sq Ft**

**Last 24 Months - Active Rentals and Price Per Sq Ft**



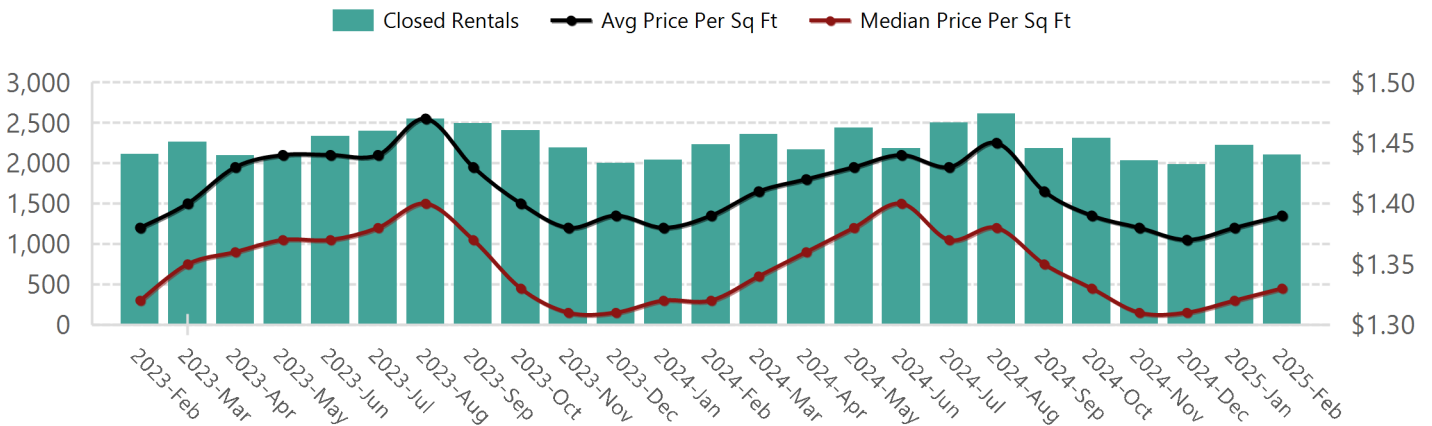
## Under Contract Rentals and Price Per Sq Ft

### Last 24 Months - Under Contract Rentals and Price Per Sq Ft



## Closed Rentals and Price Per Sq Ft

### Last 24 Months - Closed Rentals and Price Per Sq Ft



## Months of Supply/Rental to List by Price Range

YYYY-MMM	\$0-\$500		\$500-\$1,000		\$1,000-\$1,500		\$1,500-\$2,000		\$2,000-\$2,500		\$2,500-\$3,000		\$3,000-\$4,000		\$4,000 +	
	MOS	STL	MOS	STL	MOS	STL	MOS	STL	MOS	STL	MOS	STL	MOS	STL	MOS	STL
2025-Feb			2.63	100.3%	2.4	99.8%	1.7	99.8%	1.71	99.8%	2.53	99.8%	3.56	100.3%	5.24	100.0%
2025-Jan			1.64	99.4%	2.87	99.8%	1.7	99.8%	1.8	99.9%	2.01	100.0%	2.8	100.4%	4.78	99.4%
2024-Dec			3.13	100.3%	2.96	100.0%	2.01	99.6%	2.07	99.9%	2.81	99.8%	3.59	99.4%	5.37	99.2%
2024-Nov			2.27	100.2%	3.12	100.0%	2.11	99.7%	2.41	99.8%	3.11	99.7%	3.49	100.4%	5.71	99.9%
2024-Oct			2.02	100.3%	2.63	99.9%	1.94	99.8%	2.08	99.6%	2.5	99.7%	2.54	99.4%	6.48	99.5%
2024-Sep			2.39	99.9%	2.74	99.7%	1.99	99.7%	2.29	99.7%	2.66	100.2%	3.11	99.9%	5.37	100.0%
2024-Aug			1.87	99.9%	2.32	100.0%	1.81	99.6%	1.78	99.9%	1.95	100.0%	2.36	99.8%	3.81	99.7%
2024-Jul			1.64	99.6%	2.03	99.8%	1.82	99.8%	1.78	99.6%	1.97	99.8%	2.58	99.5%	4.52	99.7%
2024-Jun			3.09	100.0%	2.18	99.8%	1.97	99.8%	1.79	99.7%	2.03	99.9%	3.24	99.9%	6.59	99.8%
2024-May			1.69	100.3%	1.85	99.9%	1.38	99.5%	1.43	99.8%	1.95	100.0%	2.65	100.3%	6.08	99.4%
2024-Apr			1.69	99.6%	1.93	99.7%	1.49	99.5%	1.44	99.8%	2.13	99.9%	2.68	99.3%	5.88	100.0%
2024-Mar			1.83	100.1%	1.47	99.6%	1.11	99.9%	1.37	99.7%	1.96	100.0%	2.84	100.3%	5.6	99.8%
2024-Feb			2.43	99.9%	1.77	99.5%	1.24	99.9%	1.43	99.9%	2.05	99.7%	2.69	100.3%	5.43	100.7%