

**New Listings** **2,446**

▼ -12.14% (1M Pr) ▼ -6.32% (3M Pr)  
▼ -23.71% (6M Pr) ▼ -8.80% (12M Pr)

**Active Listings** **4,836**

▼ -6.51% (1M Pr) ▼ -21.82% (3M Pr)  
▼ -22.65% (6M Pr) ▲ 5.68% (12M Pr)

**Under Contract** **908**

▲ 4.37% (1M Pr) ▲ 27.71% (3M Pr)  
▲ 10.73% (6M Pr) ▲ 9.53% (12M Pr)

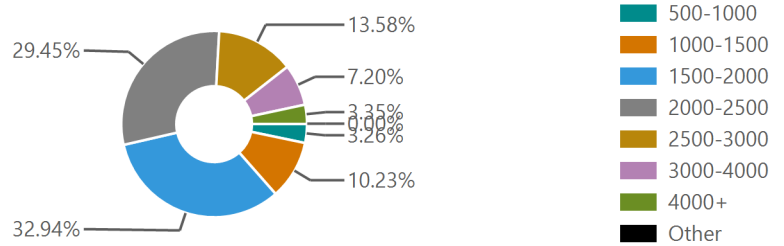
**Closed Rentals** **2,180**

▲ 1.25% (1M Pr) ▲ 3.96% (3M Pr)  
▼ -15.21% (6M Pr) ▲ 2.54% (12M Pr)

**AVG DOM** **57**

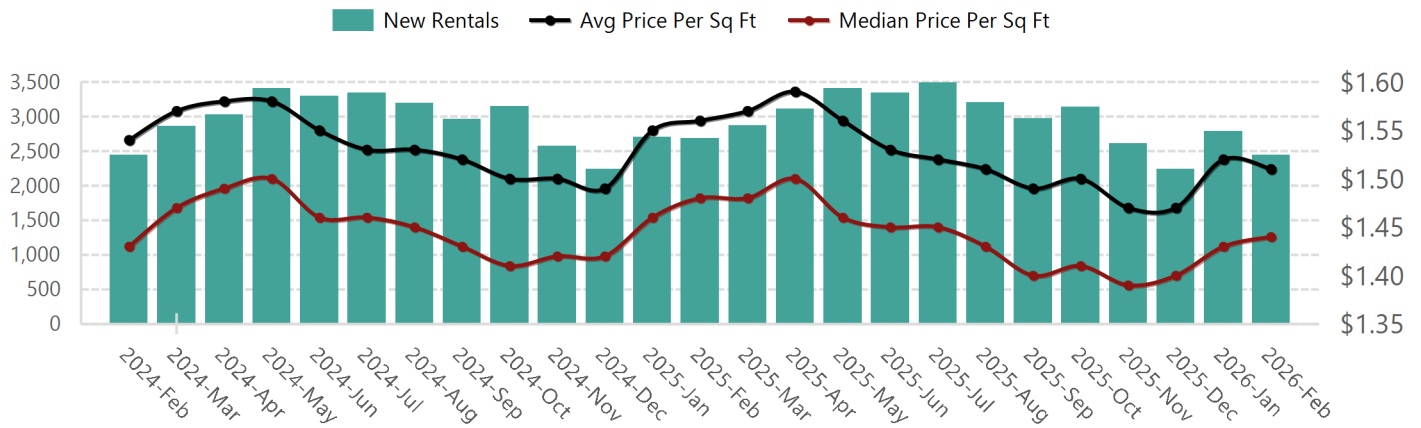
▼ -10.94% (1M Pr) ▲ 7.55% (3M Pr)  
▲ 18.75% (6M Pr) ▲ 7.55% (12M Pr)

**Closed Rentals by Price Range**



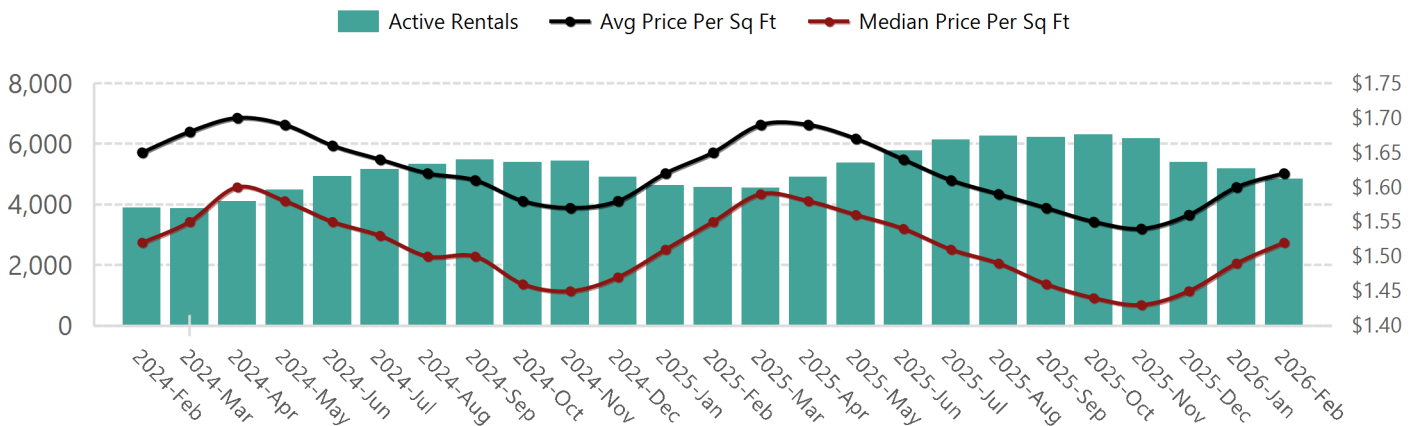
**New Rentals and Price Per Sq Ft**

**Last 24 Months - New Rentals and Price Per Sq Ft**



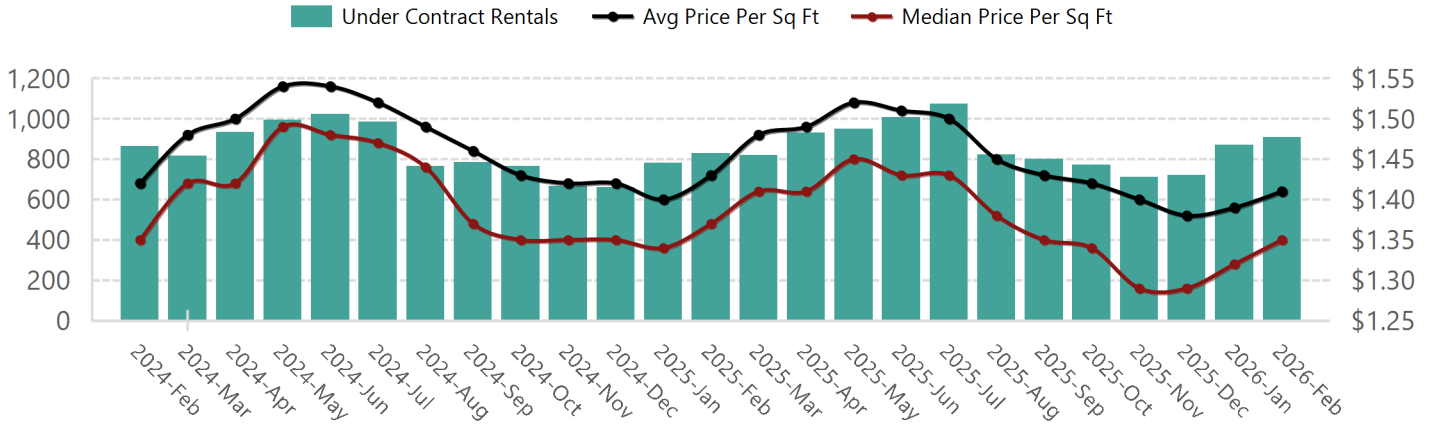
**Active Rentals and Price Per Sq Ft**

**Last 24 Months - Active Rentals and Price Per Sq Ft**



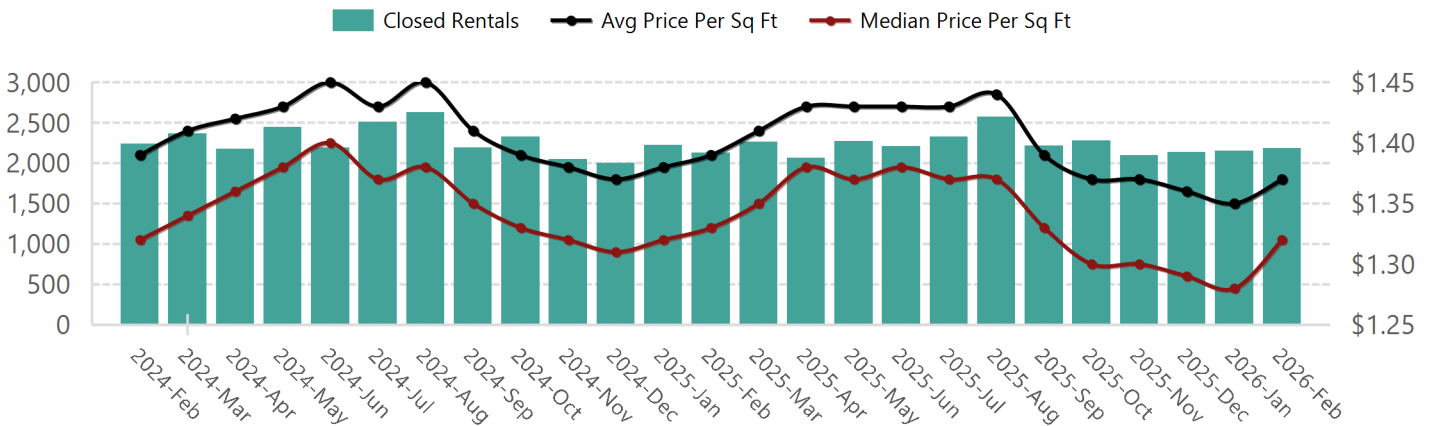
## Under Contract Rentals and Price Per Sq Ft

### Last 24 Months - Under Contract Rentals and Price Per Sq Ft



## Closed Rentals and Price Per Sq Ft

### Last 24 Months - Closed Rentals and Price Per Sq Ft



## Months of Supply/Rental to List by Price Range

YYYY-MMM	\$0-\$500		\$500-\$1,000		\$1,000-\$1,500		\$1,500-\$2,000		\$2,000-\$2,500		\$2,500-\$3,000		\$3,000-\$4,000		\$4,000 +	
	MOS	STL	MOS	STL	MOS	STL	MOS	STL	MOS	STL	MOS	STL	MOS	STL	MOS	STL
2026-Feb			2.83	99.9%	3.2	99.8%	1.87	99.8%	1.7	99.9%	2.08	100.1%	2.82	100.0%	5.86	99.2%
2026-Jan			3.54	100.1%	3.91	100.0%	1.89	99.7%	2.03	99.8%	2.12	100.3%	2.93	100.3%	6.43	99.1%
2025-Dec			4.53	99.3%	3.33	99.8%	2.08	99.8%	2.21	100.0%	2.52	100.1%	2.96	100.2%	5.74	97.9%
2025-Nov			4.04	100.0%	3.37	99.7%	2.59	99.8%	2.47	99.8%	3.31	99.5%	3.66	99.8%	5.39	100.8%
2025-Oct			3.5	99.3%	4.36	99.7%	2.2	99.7%	2.44	99.7%	3.01	99.8%	2.85	99.8%	5.33	100.5%
2025-Sep			3.1	99.7%	3.61	99.8%	2.44	99.8%	2.47	99.6%	2.84	99.9%	3.46	99.9%	5.02	99.2%
2025-Aug			3.24	99.7%	3.03	99.5%	2.17	99.7%	2.16	99.8%	2.51	99.8%	2.54	99.6%	3.64	98.6%
2025-Jul			2.85	99.9%	3.17	99.7%	2.58	99.8%	2.09	99.7%	2.59	99.7%	2.82	99.8%	5.47	98.6%
2025-Jun			3.95	100.3%	3.71	100.0%	2.23	99.8%	2.11	99.7%	2.48	99.7%	3.05	99.4%	5.46	99.9%
2025-May			3.44	100.0%	2.96	100.0%	1.93	99.8%	1.77	99.8%	2.32	99.8%	3.37	99.7%	5.75	99.5%
2025-Apr			4.29	100.0%	3.12	99.5%	1.93	99.9%	1.81	99.9%	2.57	99.9%	2.76	99.8%	5.58	99.3%
2025-Mar			2.52	99.8%	2.12	99.5%	1.38	99.7%	1.7	99.8%	2.05	100.2%	3.15	99.8%	7.56	99.4%
2025-Feb			2.61	100.3%	2.33	99.8%	1.68	99.8%	1.7	99.8%	2.51	99.8%	3.52	100.3%	5.23	100.0%