

New Listings **2,244**

▼ -14.15% (1M Pr) ▼ -24.50% (3M Pr)
▼ -32.67% (6M Pr) ▲ 0.58% (12M Pr)

Active Listings **5,421**

▼ -12.51% (1M Pr) ▼ -13.06% (3M Pr)
▼ -6.05% (6M Pr) ▲ 10.70% (12M Pr)

Under Contract **728**

▲ 2.25% (1M Pr) ▼ -8.08% (3M Pr)
▼ -27.20% (6M Pr) ▲ 10.98% (12M Pr)

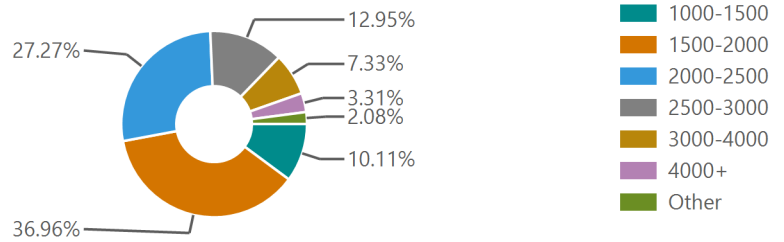
Closed Rentals **2,116**

▲ 1.00% (1M Pr) ▼ -4.12% (3M Pr)
▼ -3.47% (6M Pr) ▲ 6.71% (12M Pr)

AVG DOM **57**

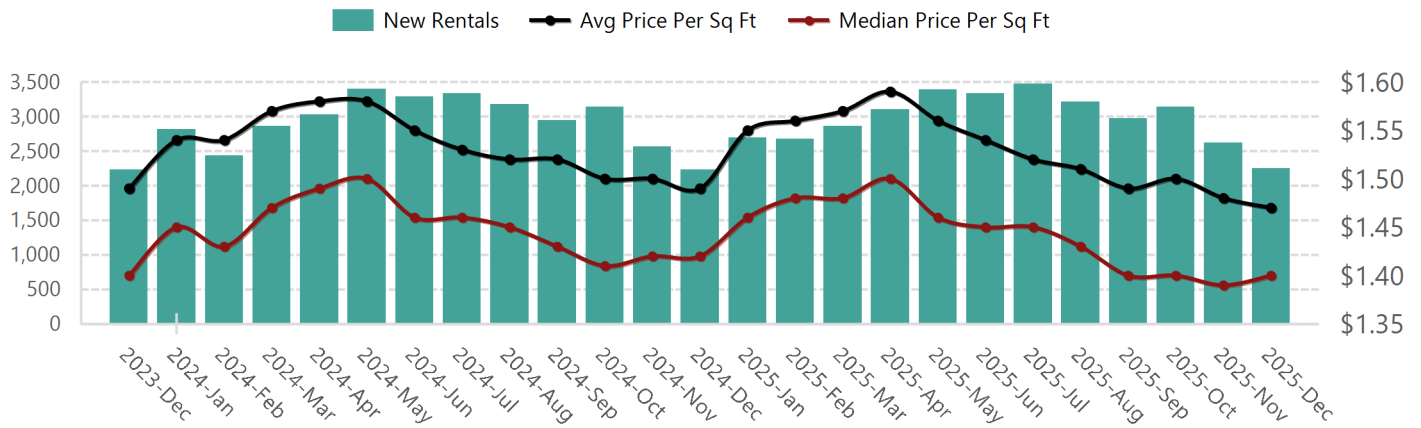
▲ 7.55% (1M Pr) ▲ 7.55% (3M Pr)
▲ 26.67% (6M Pr) ▲ 9.62% (12M Pr)

Closed Rentals by Price Range



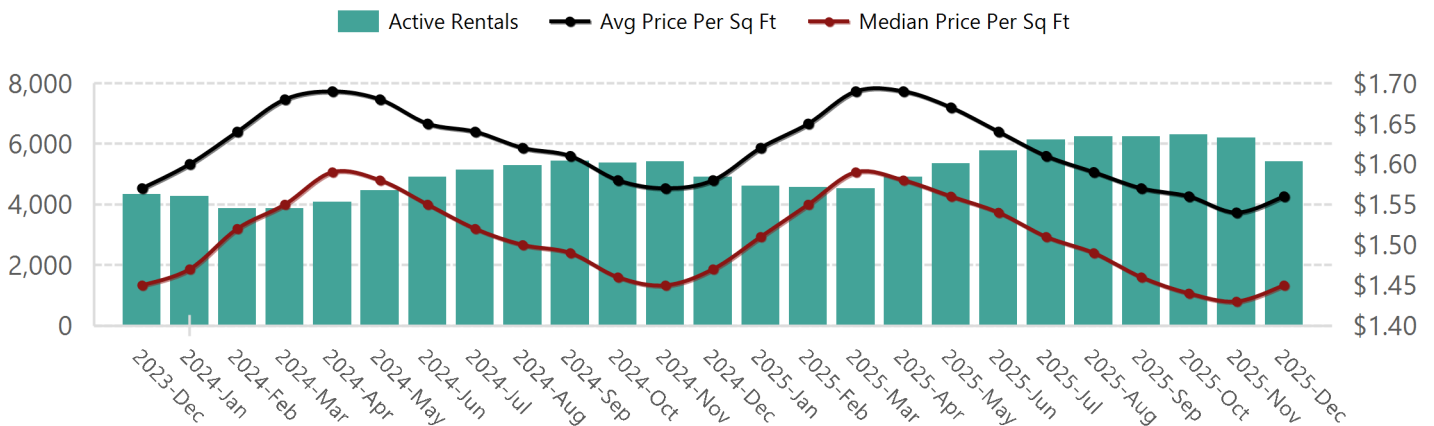
New Rentals and Price Per Sq Ft

Last 24 Months - New Rentals and Price Per Sq Ft



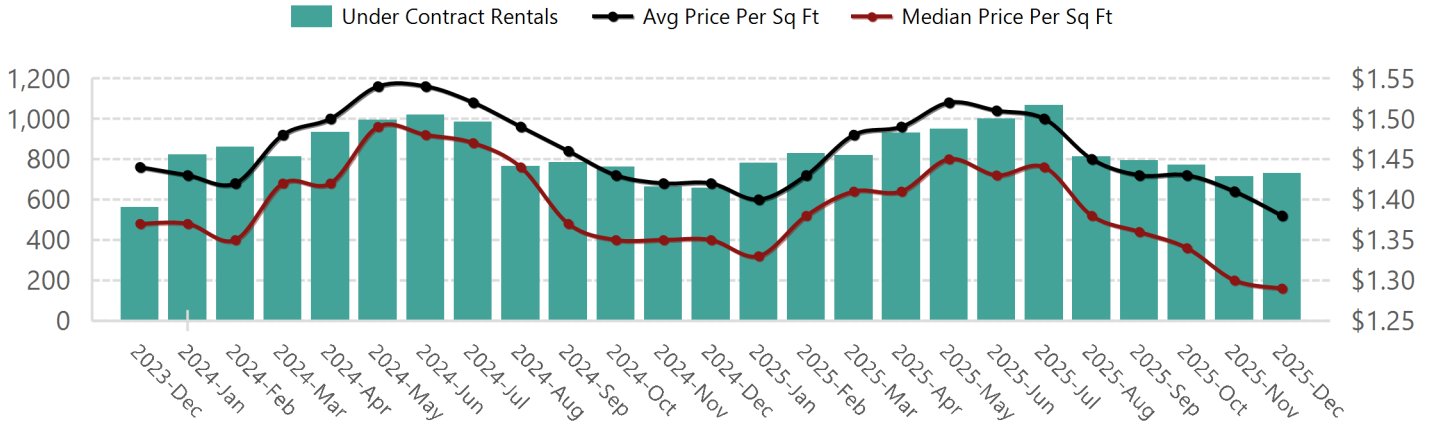
Active Rentals and Price Per Sq Ft

Last 24 Months - Active Rentals and Price Per Sq Ft



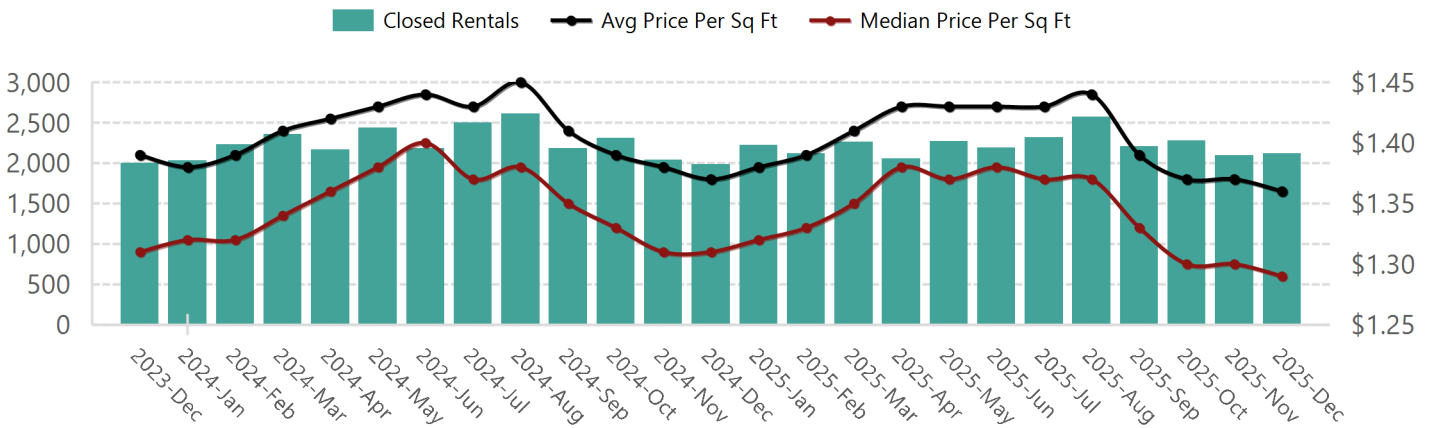
Under Contract Rentals and Price Per Sq Ft

Last 24 Months - Under Contract Rentals and Price Per Sq Ft



Closed Rentals and Price Per Sq Ft

Last 24 Months - Closed Rentals and Price Per Sq Ft



Months of Supply/Rental to List by Price Range

YYYY-MMM	\$0-\$500		\$500-\$1,000		\$1,000-\$1,500		\$1,500-\$2,000		\$2,000-\$2,500		\$2,500-\$3,000		\$3,000-\$4,000		\$4,000 +	
	MOS	STL	MOS	STL	MOS	STL	MOS	STL	MOS	STL	MOS	STL	MOS	STL	MOS	STL
2025-Dec			4.73	99.3%	3.32	99.8%	2.11	99.7%	2.23	100.0%	2.54	100.1%	2.99	100.2%	5.87	97.9%
2025-Nov			4.06	100.0%	3.39	99.7%	2.59	99.8%	2.47	99.8%	3.31	99.5%	3.68	99.8%	5.48	100.8%
2025-Oct			3.54	99.3%	4.36	99.7%	2.2	99.7%	2.44	99.7%	3.01	99.8%	2.86	99.8%	5.4	100.5%
2025-Sep			3.14	99.7%	3.63	99.8%	2.44	99.8%	2.47	99.6%	2.84	99.9%	3.46	99.9%	5.09	99.2%
2025-Aug			3.28	99.7%	3.03	99.5%	2.17	99.7%	2.15	99.8%	2.52	99.8%	2.54	99.6%	3.67	98.6%
2025-Jul			2.88	99.9%	3.21	99.7%	2.58	99.8%	2.09	99.7%	2.58	99.7%	2.83	99.8%	5.46	98.6%
2025-Jun			4	100.3%	3.79	100.1%	2.24	99.8%	2.12	99.7%	2.48	99.7%	3.05	99.4%	5.45	99.9%
2025-May			3.49	100.0%	2.95	100.0%	1.93	99.8%	1.77	99.8%	2.31	99.8%	3.39	99.7%	5.72	99.5%
2025-Apr			4.36	100.0%	3.15	99.5%	1.92	99.9%	1.81	99.9%	2.59	99.9%	2.75	99.8%	5.53	99.3%
2025-Mar			2.57	99.8%	2.13	99.5%	1.38	99.7%	1.7	99.8%	2.04	100.2%	3.13	99.8%	7.48	99.4%
2025-Feb			2.66	100.3%	2.35	99.8%	1.69	99.8%	1.7	99.8%	2.53	99.8%	3.49	100.3%	5.16	100.0%
2025-Jan			1.64	99.4%	2.87	99.8%	1.7	99.8%	1.79	99.9%	2.02	100.0%	2.8	100.4%	4.74	99.4%
2024-Dec			3.13	100.3%	2.96	100.0%	2	99.6%	2.06	99.9%	2.83	99.8%	3.6	99.4%	5.39	99.2%