

**New Listings** **3,114**

▲ 8.62% (1M Pr)    ▲ 15.55% (3M Pr)

▼ -0.80% (6M Pr)    ▲ 3.18% (12M Pr)

**Active Listings** **4,915**

▲ 8.43% (1M Pr)    ▲ 6.57% (3M Pr)

▼ -8.35% (6M Pr)    ▲ 20.55% (12M Pr)

**Under Contract** **940**

▲ 14.49% (1M Pr)    ▲ 20.67% (3M Pr)

▲ 23.36% (6M Pr)    ▲ 0.64% (12M Pr)

**Closed Rentals** **2,046**

▼ -9.47% (1M Pr)    ▼ -7.80% (3M Pr)

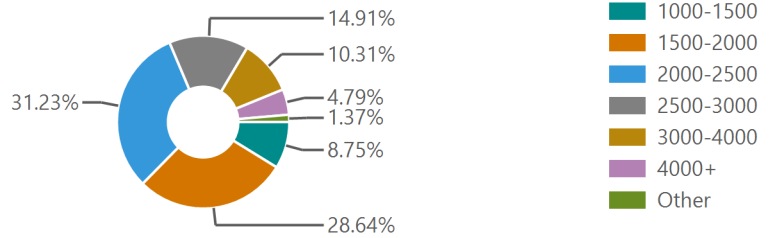
▼ -11.47% (6M Pr)    ▼ -5.45% (12M Pr)

**AVG DOM** **45**

▼ -10.00% (1M Pr)    ▼ -16.67% (3M Pr)

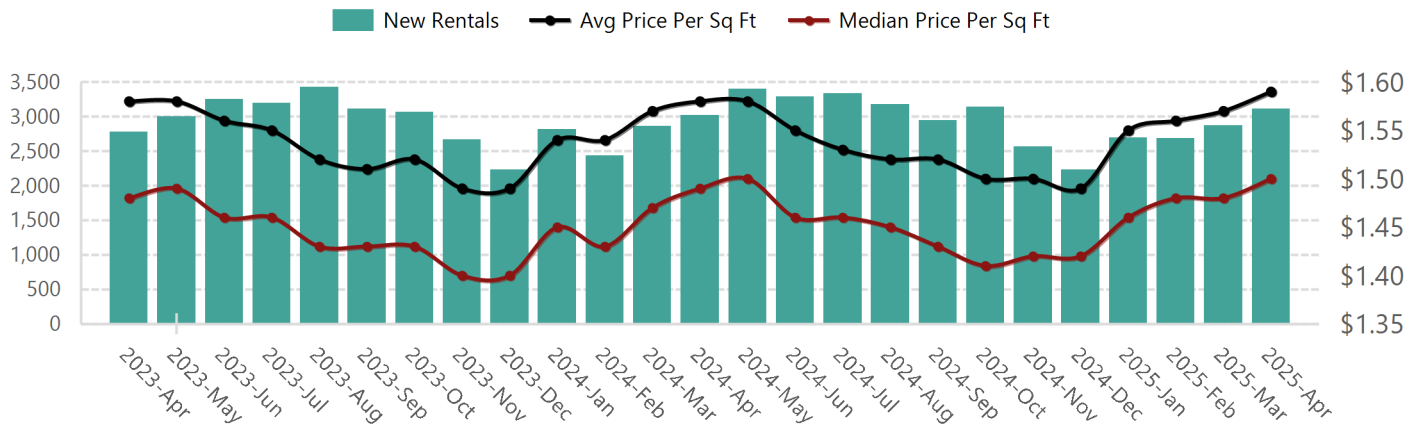
▼ -4.26% (6M Pr)    ▲ 7.14% (12M Pr)

**Closed Rentals by Price Range**



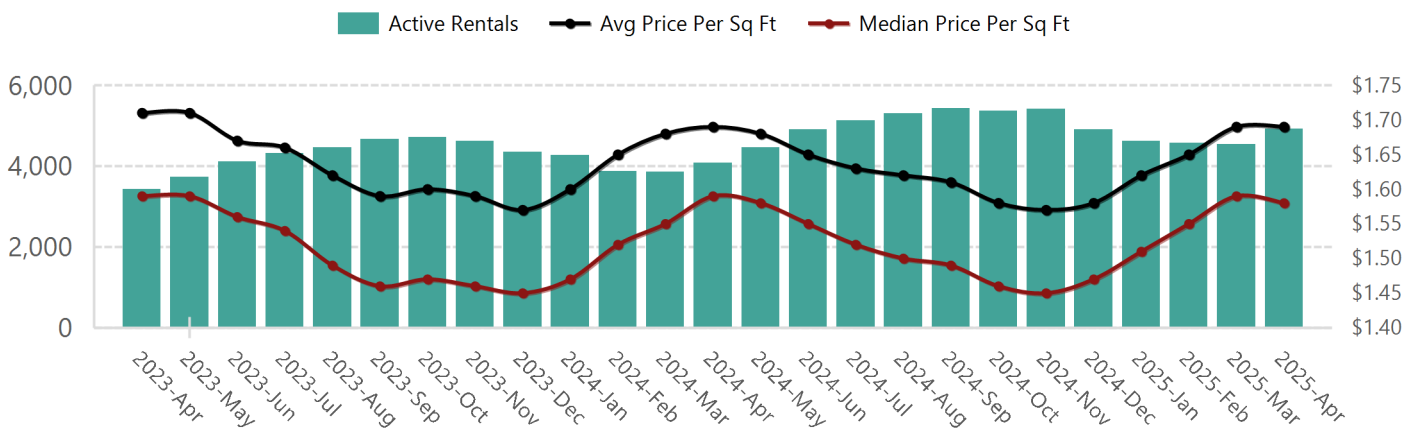
**New Rentals and Price Per Sq Ft**

**Last 24 Months - New Rentals and Price Per Sq Ft**



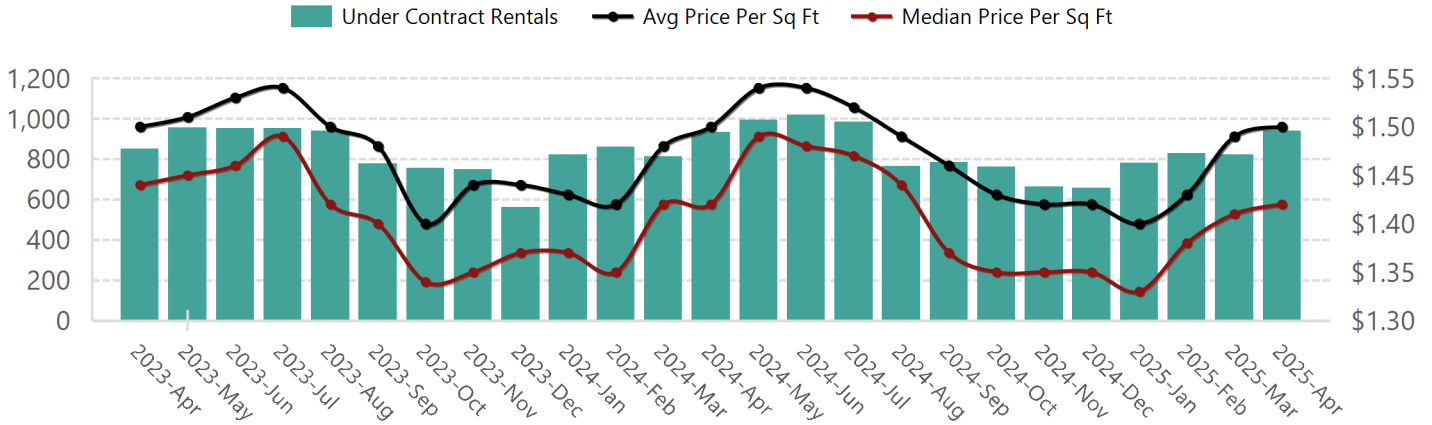
**Active Rentals and Price Per Sq Ft**

**Last 24 Months - Active Rentals and Price Per Sq Ft**



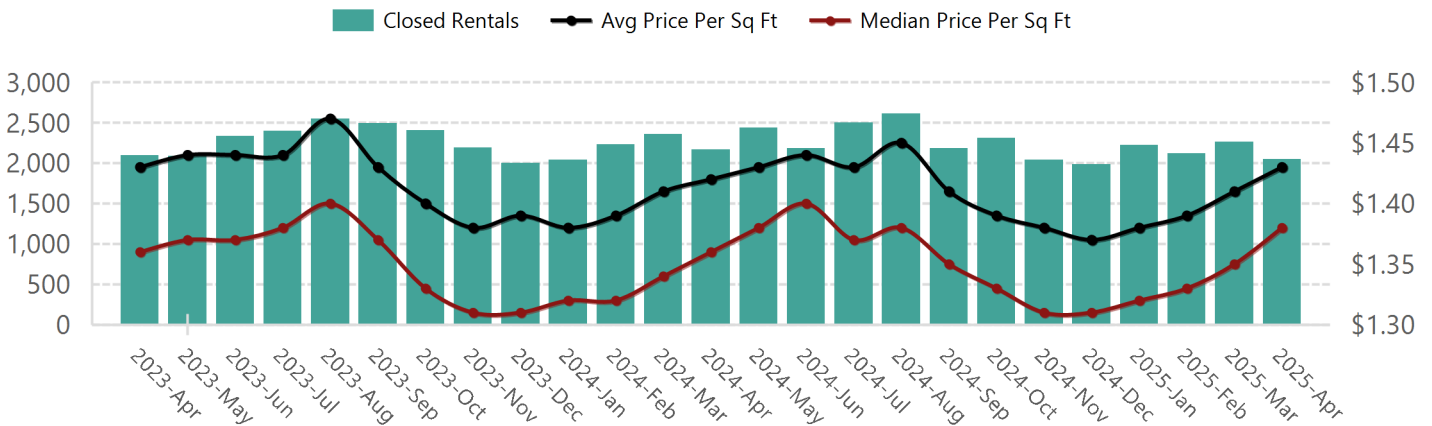
## Under Contract Rentals and Price Per Sq Ft

### Last 24 Months - Under Contract Rentals and Price Per Sq Ft



## Closed Rentals and Price Per Sq Ft

### Last 24 Months - Closed Rentals and Price Per Sq Ft



## Months of Supply/Rental to List by Price Range

YYYY-MMM	\$0-\$500		\$500-\$1,000		\$1,000-\$1,500		\$1,500-\$2,000		\$2,000-\$2,500		\$2,500-\$3,000		\$3,000-\$4,000		\$4,000 +	
	MOS	STL	MOS	STL	MOS	STL	MOS	STL	MOS	STL	MOS	STL	MOS	STL	MOS	STL
2025-Apr			4.36	100.0%	3.14	99.5%	1.93	99.9%	1.82	99.9%	2.59	99.9%	2.75	99.8%	5.78	99.5%
2025-Mar			2.57	99.8%	2.12	99.5%	1.38	99.7%	1.7	99.8%	2.04	100.2%	3.11	99.9%	7.62	99.4%
2025-Feb			2.66	100.3%	2.35	99.8%	1.69	99.8%	1.7	99.8%	2.53	99.8%	3.5	100.3%	5.27	100.0%
2025-Jan			1.64	99.4%	2.87	99.8%	1.7	99.8%	1.79	99.9%	2.01	100.0%	2.8	100.4%	4.8	99.4%
2024-Dec			3.13	100.3%	2.96	100.0%	2	99.6%	2.06	99.9%	2.81	99.8%	3.6	99.4%	5.39	99.2%
2024-Nov			2.27	100.2%	3.12	100.0%	2.11	99.7%	2.4	99.8%	3.12	99.7%	3.49	100.4%	5.73	99.9%
2024-Oct			2.02	100.3%	2.63	99.9%	1.94	99.8%	2.08	99.6%	2.51	99.7%	2.54	99.4%	6.52	99.5%
2024-Sep			2.39	99.9%	2.7	99.7%	1.99	99.7%	2.29	99.7%	2.66	100.2%	3.11	99.9%	5.4	100.0%
2024-Aug			1.87	99.9%	2.32	100.0%	1.81	99.6%	1.78	99.9%	1.95	100.0%	2.36	99.8%	3.83	99.7%
2024-Jul			1.64	99.6%	2.02	99.8%	1.82	99.8%	1.78	99.6%	1.97	99.8%	2.58	99.5%	4.53	99.7%
2024-Jun			3.09	100.0%	2.17	99.8%	1.97	99.8%	1.79	99.7%	2.03	99.9%	3.24	99.9%	6.61	99.8%
2024-May			1.69	100.3%	1.85	99.9%	1.38	99.5%	1.43	99.8%	1.95	100.0%	2.65	100.3%	6.1	99.4%
2024-Apr			1.69	99.6%	1.93	99.7%	1.49	99.5%	1.44	99.8%	2.13	99.9%	2.69	99.3%	5.9	100.0%