

**New Listings** **2,339**

▲ 34.97% (1M Pr) ▼ -7.66% (3M Pr)  
▼ -24.11% (6M Pr) ▼ -24.60% (12M Pr)

**Active Listings** **4,307**

▲ 36.38% (1M Pr) ▼ -6.31% (3M Pr)  
▼ -29.83% (6M Pr) ▼ -11.38% (12M Pr)

**Under Contract** **343**

▼ -28.54% (1M Pr) ▼ -60.25% (3M Pr)  
▼ -55.40% (6M Pr) ▼ -63.04% (12M Pr)

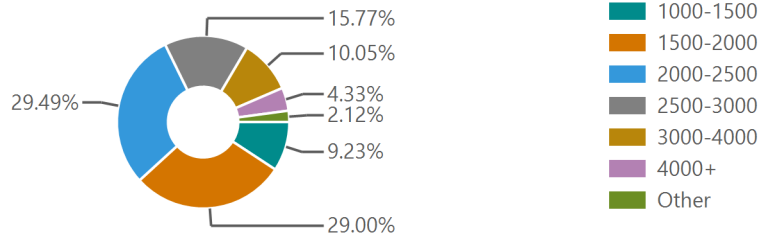
**Closed Rentals** **1,224**

▼ -45.04% (1M Pr) ▼ -43.33% (3M Pr)  
▼ -46.34% (6M Pr) ▼ -40.61% (12M Pr)

**AVG DOM** **46**

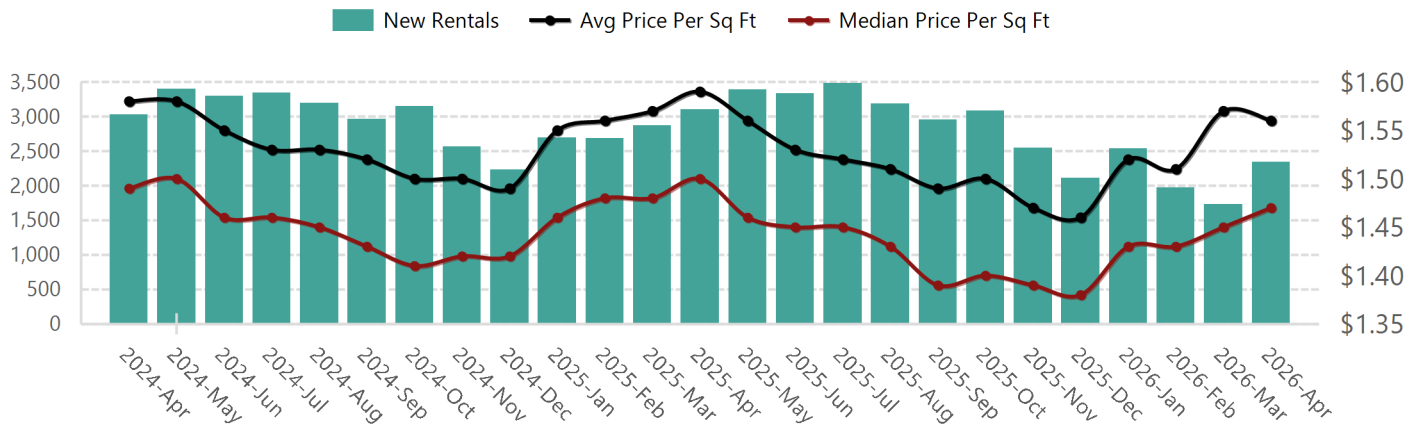
▼ -11.54% (1M Pr) ▼ -28.13% (3M Pr)  
▼ -14.81% (6M Pr) ▲ 2.22% (12M Pr)

**Closed Rentals by Price Range**



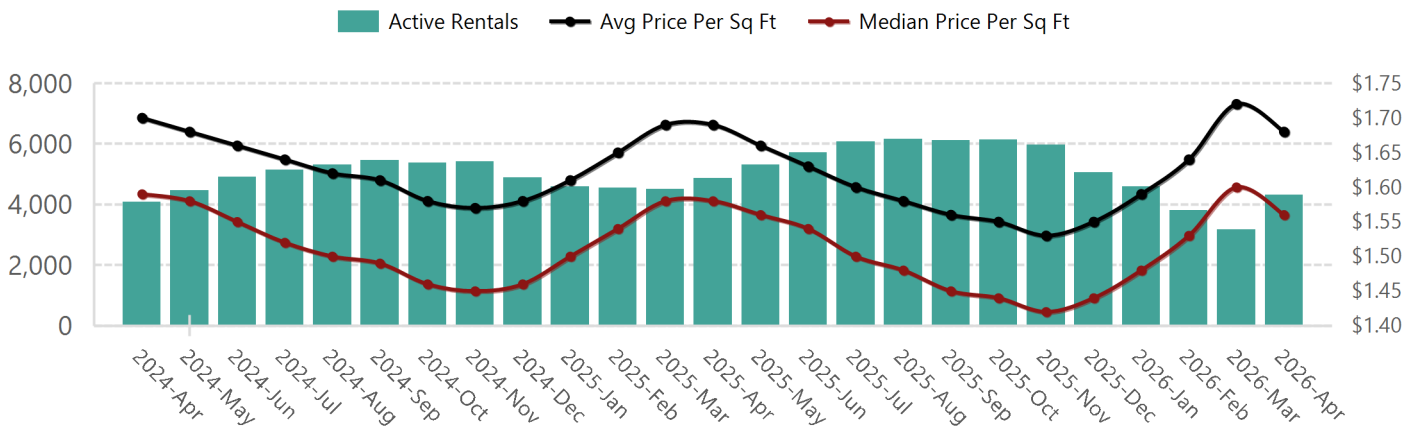
**New Rentals and Price Per Sq Ft**

**Last 24 Months - New Rentals and Price Per Sq Ft**



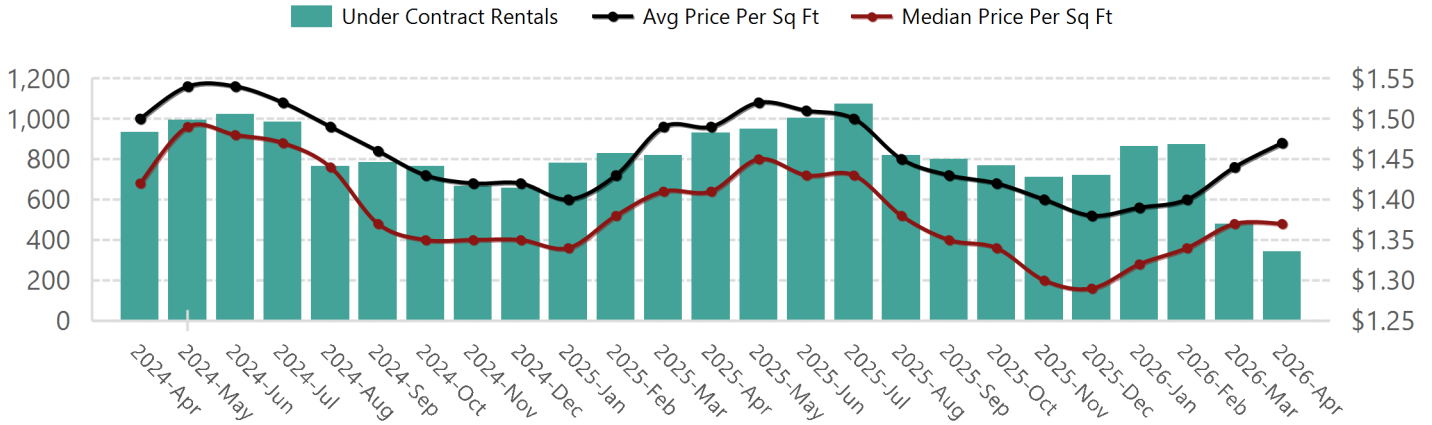
**Active Rentals and Price Per Sq Ft**

**Last 24 Months - Active Rentals and Price Per Sq Ft**



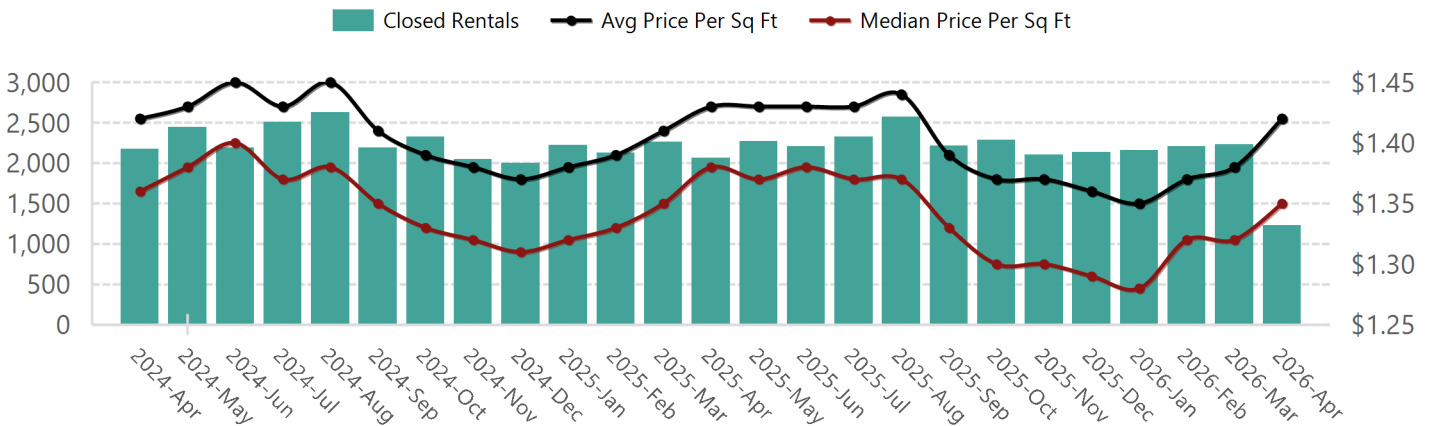
## Under Contract Rentals and Price Per Sq Ft

### Last 24 Months - Under Contract Rentals and Price Per Sq Ft



## Closed Rentals and Price Per Sq Ft

### Last 24 Months - Closed Rentals and Price Per Sq Ft



## Months of Supply/Rental to List by Price Range

YYYY-MMM	0-500		500-1000		1000-1500		1500-2000		2000-2500		2500-3000		3000-4000		4000+	
	MOS	STL	MOS	STL	MOS	STL	MOS	STL	MOS	STL	MOS	STL	MOS	STL	MOS	STL
2026-Apr			7	99.5%	5.51	99.5%	3.06	100.0%	2.59	99.9%	2.96	100.1%	3.66	100.9%	8.66	100.3%
2026-Mar			2.15	99.9%	2.51	99.4%	1.13	100.0%	.96	99.8%	1.27	100.1%	1.75	100.2%	3.88	98.6%
2026-Feb			2.35	99.9%	2.56	99.8%	1.47	99.8%	1.26	99.9%	1.57	100.1%	2.27	100.0%	4.44	99.1%
2026-Jan			3.1	100.1%	3.46	100.0%	1.7	99.7%	1.79	99.8%	1.83	100.2%	2.69	100.3%	5.46	99.1%
2025-Dec			4.13	99.3%	3.14	99.8%	1.96	99.8%	2.09	100.0%	2.34	100.1%	2.77	100.2%	5.14	97.9%
2025-Nov			3.62	100.0%	3.25	99.7%	2.5	99.8%	2.41	99.8%	3.2	99.5%	3.53	99.8%	5.02	100.8%
2025-Oct			3.3	99.3%	4.23	99.7%	2.15	99.7%	2.4	99.7%	2.94	99.8%	2.8	99.8%	5.02	100.5%
2025-Sep			2.98	99.7%	3.52	99.8%	2.4	99.8%	2.45	99.6%	2.8	99.9%	3.42	99.9%	4.79	99.2%
2025-Aug			3.15	99.7%	2.96	99.5%	2.14	99.7%	2.14	99.8%	2.48	99.8%	2.52	99.6%	3.55	98.6%
2025-Jul			2.79	99.9%	3.11	99.7%	2.55	99.8%	2.07	99.7%	2.57	99.7%	2.79	99.8%	5.34	98.6%
2025-Jun			3.87	100.3%	3.63	100.0%	2.2	99.8%	2.1	99.7%	2.46	99.7%	3.04	99.4%	5.37	99.9%
2025-May			3.41	100.0%	2.9	100.0%	1.9	99.8%	1.76	99.8%	2.3	99.8%	3.36	99.7%	5.65	99.5%
2025-Apr			4.29	100.0%	3.06	99.5%	1.91	99.9%	1.8	99.9%	2.54	99.9%	2.75	99.8%	5.47	99.3%