

Marketwatch Report

Q1-2018

A FREE RESEARCH TOOL FROM THE
ARIZONA REGIONAL MULTIPLE LISTING SERVICE, INC.



Counties

| | |
|-----------------------|---|
| All Counties Overview | 2 |
| Maricopa County | 3 |
| Pinal County | 8 |

Marketwatch Report

Q1-2018



All Counties Overview

| | Median Sales Price | | Average Sales Price | | Pct. of List Price Received | | Days on Market | | Closed Sales | |
|----------|--------------------|-----------|---------------------|----------|-----------------------------|----------|----------------|-----------|--------------|----------|
| | Q1-2018 | 1-Yr Chg | Q1-2018 | 1-Yr Chg | Q1-2018 | 1-Yr Chg | Q1-2018 | 1-Yr Chg | Q1-2018 | 1-Yr Chg |
| Maricopa | \$260,000 | ↑ + 9.5% | \$326,425 | ↑ + 9.5% | 98.3% | ↑ + 0.3% | 51 | ↓ - 7.2% | 20,156 | ↑ + 4.1% |
| Pinal | \$196,000 | ↑ + 11.7% | \$207,614 | ↑ + 9.5% | 98.0% | ↑ + 0.2% | 58 | ↓ - 10.4% | 2,245 | ↑ + 5.0% |

Marketwatch Report

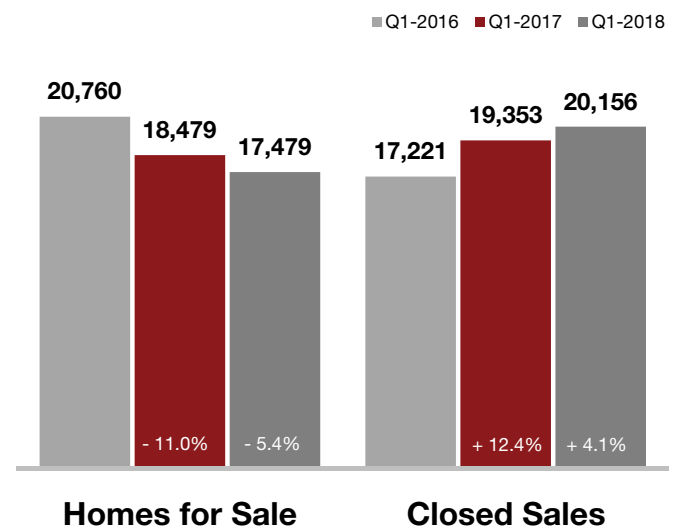
Q1-2018



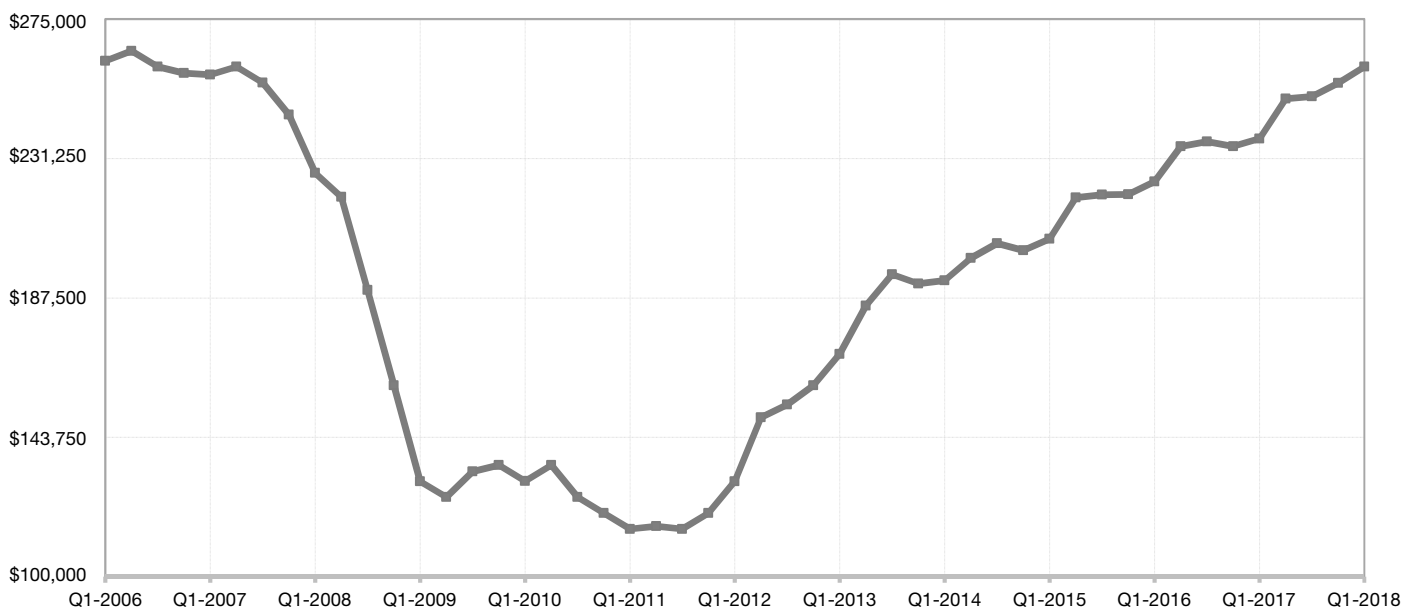
Maricopa County

| Key Metrics | Q1-2018 | 1-Yr Chg |
|-----------------------------|-----------|----------|
| Median Sales Price | \$260,000 | + 9.5% |
| Average Sales Price | \$326,425 | + 9.5% |
| Pct. of List Price Received | 98.3% | + 0.3% |
| Homes for Sale | 17,479 | - 5.4% |
| Closed Sales | 20,156 | + 4.1% |
| Months Supply | 2.5 | - 6.2% |
| Days on Market | 51 | - 7.2% |

Market Activity



Historical Median Sales Price for Maricopa County



Marketwatch Report

Q1-2018



Maricopa County ZIP Codes

| | Median Sales Price | | Average Sales Price | | Pct. of List Price Received | | Days on Market | | Closed Sales | |
|-------|--------------------|-----------|---------------------|-----------|-----------------------------|----------|----------------|------------|--------------|-----------|
| | Q1-2018 | 1-Yr Chg | Q1-2018 | 1-Yr Chg | Q1-2018 | 1-Yr Chg | Q1-2018 | 1-Yr Chg | Q1-2018 | 1-Yr Chg |
| 85001 | \$0 | -- | \$0 | -- | 0.0% | -- | 0 | -- | 0 | -- |
| 85003 | \$409,500 | ↓ - 3.6% | \$448,164 | ↑ + 1.4% | 97.5% | ↑ + 0.8% | 110 | ↑ + 19.9% | 40 | ↑ + 14.3% |
| 85004 | \$255,000 | ↓ - 12.1% | \$286,222 | ↓ - 11.5% | 98.4% | ↓ - 1.1% | 89 | ↓ - 11.3% | 26 | → 0.0% |
| 85006 | \$263,000 | ↑ + 14.3% | \$262,036 | ↑ + 12.2% | 96.8% | ↓ - 1.8% | 60 | ↑ + 32.0% | 70 | ↓ - 15.7% |
| 85007 | \$262,500 | ↑ + 2.9% | \$300,441 | ↑ + 8.3% | 97.7% | ↑ + 1.1% | 101 | ↑ + 33.1% | 42 | ↓ - 2.3% |
| 85008 | \$189,000 | ↑ + 6.8% | \$208,730 | ↑ + 4.9% | 97.8% | ↓ - 0.9% | 41 | ↓ - 9.5% | 115 | ↓ - 4.2% |
| 85009 | \$134,900 | ↑ + 1.8% | \$140,049 | ↑ + 3.1% | 99.8% | ↑ + 0.4% | 47 | ↑ + 6.1% | 83 | ↑ + 62.7% |
| 85012 | \$475,000 | ↑ + 47.1% | \$516,176 | ↑ + 23.7% | 96.7% | ↑ + 1.2% | 95 | ↑ + 116.8% | 36 | ↓ - 10.0% |
| 85013 | \$284,000 | ↑ + 15.2% | \$309,586 | ↑ + 7.5% | 97.2% | ↑ + 0.2% | 57 | ↓ - 14.2% | 89 | ↓ - 4.3% |
| 85014 | \$230,000 | ↑ + 2.2% | \$289,183 | ↑ + 15.6% | 98.4% | ↑ + 0.8% | 43 | ↓ - 14.6% | 101 | ↓ - 15.1% |
| 85015 | \$215,000 | ↑ + 19.5% | \$212,693 | ↑ + 15.8% | 98.0% | ↓ - 0.6% | 45 | ↓ - 12.3% | 154 | ↑ + 38.7% |
| 85016 | \$325,000 | ↑ + 8.3% | \$401,786 | ↓ - 5.2% | 97.5% | ↑ + 0.4% | 70 | ↓ - 3.4% | 189 | ↓ - 5.0% |
| 85017 | \$151,000 | ↑ + 11.1% | \$144,918 | ↑ + 14.1% | 99.0% | ↑ + 0.3% | 47 | ↓ - 25.2% | 67 | ↓ - 5.6% |
| 85018 | \$556,000 | ↑ + 20.9% | \$679,987 | ↑ + 14.1% | 96.9% | ↓ - 0.2% | 63 | ↓ - 1.7% | 223 | ↑ + 16.8% |
| 85019 | \$174,900 | ↑ + 16.6% | \$170,194 | ↑ + 18.8% | 99.3% | ↓ - 0.2% | 41 | ↓ - 15.2% | 77 | ↑ + 2.7% |
| 85020 | \$235,000 | ↑ + 2.4% | \$303,296 | ↑ + 14.6% | 97.6% | ↑ + 0.1% | 47 | ↓ - 11.0% | 207 | ↑ + 15.6% |
| 85021 | \$254,000 | ↓ - 2.7% | \$316,583 | ↓ - 1.2% | 97.7% | ↑ + 0.3% | 58 | ↑ + 4.0% | 105 | ↓ - 2.8% |
| 85022 | \$254,430 | ↑ + 13.6% | \$276,167 | ↑ + 10.8% | 98.1% | ↓ - 0.2% | 47 | ↑ + 1.8% | 218 | ↑ + 2.3% |
| 85023 | \$240,000 | ↑ + 3.9% | \$245,723 | ↑ + 0.4% | 98.8% | ↑ + 1.0% | 47 | ↑ + 51.3% | 118 | → 0.0% |
| 85024 | \$269,000 | ↑ + 1.5% | \$281,457 | ↑ + 2.0% | 98.4% | ↑ + 0.0% | 41 | ↓ - 15.8% | 166 | ↑ + 32.8% |
| 85027 | \$216,150 | ↑ + 9.3% | \$214,397 | ↑ + 11.6% | 98.6% | ↑ + 0.3% | 37 | ↑ + 8.7% | 156 | ↑ + 18.2% |
| 85028 | \$367,000 | ↑ + 5.9% | \$410,200 | ↑ + 1.3% | 97.8% | ↑ + 0.6% | 58 | ↓ - 2.9% | 99 | ↓ - 5.7% |
| 85029 | \$200,000 | ↑ + 13.0% | \$204,038 | ↑ + 15.1% | 98.6% | ↑ + 1.2% | 45 | ↑ + 13.1% | 155 | ↑ + 14.8% |
| 85031 | \$169,950 | ↑ + 22.5% | \$159,593 | ↑ + 25.0% | 99.4% | ↑ + 0.8% | 40 | ↓ - 11.4% | 77 | ↓ - 8.3% |
| 85032 | \$254,900 | ↑ + 10.8% | \$245,570 | ↑ + 2.5% | 98.2% | ↑ + 0.3% | 47 | ↓ - 9.6% | 327 | ↑ + 5.1% |
| 85033 | \$165,000 | ↑ + 11.3% | \$152,981 | ↑ + 7.1% | 99.3% | ↑ + 1.0% | 39 | ↓ - 7.8% | 160 | ↑ + 19.4% |
| 85034 | \$215,000 | ↑ + 12.9% | \$191,814 | ↑ + 5.7% | 95.8% | ↑ + 3.7% | 41 | ↓ - 27.1% | 7 | ↓ - 30.0% |
| 85035 | \$172,000 | ↑ + 17.0% | \$166,420 | ↑ + 14.3% | 99.2% | ↑ + 0.6% | 38 | ↓ - 27.2% | 90 | ↑ + 2.3% |
| 85037 | \$189,000 | ↑ + 11.2% | \$186,661 | ↑ + 10.9% | 99.3% | ↑ + 0.3% | 37 | ↓ - 1.8% | 173 | ↑ + 3.0% |
| 85040 | \$177,000 | ↑ + 12.7% | \$179,126 | ↑ + 18.4% | 98.6% | ↑ + 0.5% | 31 | ↓ - 9.0% | 99 | ↑ + 12.5% |
| 85041 | \$211,400 | ↑ + 13.1% | \$220,795 | ↑ + 10.6% | 99.2% | ↑ + 0.4% | 54 | ↓ - 1.8% | 205 | ↑ + 0.5% |
| 85042 | \$233,500 | ↑ + 16.8% | \$246,667 | ↑ + 19.4% | 99.0% | ↑ + 0.8% | 53 | ↑ + 23.2% | 178 | ↑ + 25.4% |
| 85043 | \$188,000 | ↑ + 7.8% | \$186,494 | ↑ + 9.1% | 99.0% | ↓ - 0.1% | 34 | ↓ - 13.9% | 131 | ↑ + 12.9% |
| 85044 | \$287,000 | ↑ + 10.4% | \$318,867 | ↑ + 8.6% | 98.5% | ↑ + 0.6% | 44 | ↓ - 14.7% | 181 | → 0.0% |
| 85045 | \$348,000 | ↑ + 3.9% | \$366,955 | ↓ - 7.8% | 99.0% | ↑ + 1.3% | 55 | ↓ - 25.7% | 51 | ↑ + 18.6% |
| 85048 | \$337,225 | ↑ + 8.8% | \$367,422 | ↑ + 7.4% | 98.2% | ↑ + 0.1% | 52 | ↑ + 2.3% | 172 | ↑ + 9.6% |
| 85050 | \$321,000 | ↑ + 1.9% | \$368,461 | ↓ - 0.4% | 98.3% | ↑ + 0.6% | 47 | ↓ - 18.3% | 194 | ↑ + 27.6% |
| 85051 | \$190,000 | ↑ + 13.8% | \$187,096 | ↑ + 14.0% | 98.9% | ↑ + 0.7% | 40 | ↓ - 23.6% | 157 | ↑ + 33.1% |
| 85053 | \$212,500 | ↑ + 11.6% | \$215,505 | ↑ + 13.6% | 98.1% | ↓ - 0.6% | 35 | ↓ - 19.0% | 117 | ↑ + 14.7% |
| 85054 | \$348,000 | ↑ + 6.1% | \$356,978 | ↑ + 2.8% | 98.1% | ↑ + 1.5% | 64 | ↓ - 5.3% | 58 | ↑ + 1.8% |
| 85083 | \$335,000 | ↑ + 5.9% | \$345,075 | ↑ + 1.2% | 98.0% | ↓ - 0.2% | 53 | ↓ - 6.1% | 93 | ↓ - 13.9% |
| 85085 | \$330,000 | ↑ + 2.0% | \$341,809 | ↓ - 1.0% | 98.6% | ↑ + 0.6% | 65 | ↓ - 4.9% | 155 | ↑ + 5.4% |
| 85086 | \$333,000 | ↑ + 11.2% | \$364,926 | ↑ + 8.4% | 98.1% | ↑ + 0.3% | 52 | ↓ - 23.8% | 267 | ↓ - 3.6% |

Maricopa County ZIP Codes Cont.

| | Median Sales Price | | Average Sales Price | | Pct. of List Price Received | | Days on Market | | Closed Sales | |
|-------|--------------------|-----------|---------------------|-----------|-----------------------------|----------|----------------|-----------|--------------|-----------|
| | Q1-2018 | 1-Yr Chg | Q1-2018 | 1-Yr Chg | Q1-2018 | 1-Yr Chg | Q1-2018 | 1-Yr Chg | Q1-2018 | 1-Yr Chg |
| 85087 | \$349,990 | ↑ + 14.8% | \$351,294 | ↑ + 8.3% | 98.4% | ↑ + 1.6% | 75 | ↑ + 0.7% | 51 | ↓ - 23.9% |
| 85120 | \$187,950 | ↑ + 22.0% | \$180,942 | ↑ + 14.1% | 98.3% | ↑ + 1.3% | 45 | ↓ - 7.8% | 124 | ↓ - 3.9% |
| 85122 | \$170,750 | ↑ + 9.1% | \$176,747 | ↑ + 14.1% | 98.0% | ↑ + 0.6% | 45 | ↓ - 41.3% | 190 | ↓ - 14.4% |
| 85132 | \$164,500 | ↑ + 9.7% | \$155,852 | ↓ - 2.9% | 97.0% | ↓ - 0.6% | 80 | ↓ - 8.1% | 218 | ↑ + 12.4% |
| 85138 | \$190,000 | ↑ + 8.6% | \$202,228 | ↑ + 7.7% | 98.7% | ↑ + 0.4% | 57 | ↑ + 14.9% | 336 | ↑ + 2.1% |
| 85139 | \$183,500 | ↑ + 14.7% | \$186,569 | ↑ + 15.1% | 98.3% | ↑ + 1.1% | 56 | ↑ + 7.7% | 94 | ↓ - 15.3% |
| 85140 | \$229,000 | ↑ + 17.4% | \$252,562 | ↑ + 12.5% | 98.8% | ↑ + 0.0% | 46 | ↓ - 13.6% | 239 | ↑ + 6.2% |
| 85142 | \$269,900 | ↑ + 6.7% | \$309,527 | ↑ + 6.3% | 98.6% | ↑ + 0.0% | 51 | ↓ - 12.6% | 405 | ↑ + 10.4% |
| 85143 | \$203,000 | ↑ + 12.8% | \$211,053 | ↑ + 11.8% | 98.8% | ↑ + 0.1% | 41 | ↓ - 15.1% | 351 | ↑ + 21.0% |
| 85201 | \$195,000 | ↑ + 14.7% | \$196,651 | ↑ + 10.0% | 98.7% | ↑ + 0.1% | 37 | ↑ + 18.8% | 145 | ↑ + 12.4% |
| 85202 | \$222,000 | ↓ - 0.4% | \$212,710 | ↑ + 3.0% | 98.7% | ↑ + 0.2% | 29 | ↓ - 6.8% | 144 | ↓ - 10.6% |
| 85203 | \$237,000 | ↑ + 5.1% | \$252,387 | ↑ + 12.7% | 98.6% | ↑ + 0.9% | 44 | ↑ + 9.4% | 101 | ↑ + 12.2% |
| 85204 | \$219,000 | ↑ + 8.1% | \$220,213 | ↑ + 9.0% | 98.9% | ↑ + 0.3% | 31 | ↓ - 14.0% | 163 | ↑ + 1.2% |
| 85205 | \$220,000 | ↑ + 15.8% | \$240,478 | ↑ + 9.6% | 98.7% | ↑ + 0.0% | 37 | ↓ - 9.1% | 230 | ↓ - 1.3% |
| 85206 | \$207,000 | ↑ + 5.9% | \$206,934 | ↑ + 0.9% | 97.8% | ↑ + 0.1% | 39 | ↓ - 30.4% | 193 | ↓ - 12.3% |
| 85207 | \$335,000 | ↑ + 15.5% | \$388,886 | ↑ + 11.2% | 98.3% | ↑ + 0.5% | 54 | ↓ - 12.4% | 257 | ↑ + 11.3% |
| 85208 | \$187,000 | ↑ + 5.6% | \$177,368 | ↑ + 3.7% | 97.7% | ↓ - 0.1% | 54 | ↑ + 2.5% | 219 | ↓ - 2.2% |
| 85209 | \$245,000 | ↑ + 9.6% | \$249,272 | ↑ + 4.2% | 98.6% | ↑ + 0.3% | 36 | ↓ - 28.9% | 237 | ↓ - 4.4% |
| 85210 | \$209,500 | ↑ + 14.5% | \$203,386 | ↑ + 14.2% | 99.6% | ↑ + 0.9% | 34 | ↑ + 9.7% | 140 | ↑ + 33.3% |
| 85212 | \$300,000 | ↑ + 6.4% | \$313,198 | ↑ + 8.2% | 99.2% | ↑ + 0.5% | 45 | ↓ - 18.6% | 212 | ↑ + 42.3% |
| 85213 | \$294,000 | ↑ + 5.9% | \$313,132 | ↓ - 0.5% | 98.5% | ↑ + 0.3% | 48 | ↑ + 10.6% | 121 | ↑ + 0.8% |
| 85215 | \$250,000 | ↑ + 1.6% | \$266,241 | ↓ - 0.8% | 97.6% | ↑ + 0.1% | 51 | ↓ - 14.3% | 106 | ↓ - 22.1% |
| 85220 | \$0 | -- | \$0 | -- | 0.0% | -- | 0 | -- | 0 | -- |
| 85224 | \$255,000 | ↑ + 10.9% | \$258,779 | ↑ + 11.5% | 98.2% | ↑ + 0.0% | 37 | ↓ - 9.2% | 181 | ↑ + 16.0% |
| 85225 | \$254,000 | ↑ + 10.4% | \$256,043 | ↑ + 7.3% | 98.9% | ↑ + 0.5% | 33 | ↓ - 12.6% | 273 | → 0.0% |
| 85226 | \$284,500 | ↑ + 11.6% | \$306,591 | ↑ + 13.0% | 98.7% | ↑ + 0.2% | 39 | ↑ + 15.5% | 158 | ↑ + 22.5% |
| 85233 | \$290,500 | ↑ + 10.9% | \$307,757 | ↑ + 8.8% | 99.2% | ↑ + 0.7% | 36 | ↓ - 22.4% | 184 | ↑ + 12.9% |
| 85234 | \$294,750 | ↑ + 3.8% | \$326,739 | ↑ + 3.1% | 98.7% | ↑ + 0.2% | 30 | ↓ - 43.0% | 192 | ↓ - 16.2% |
| 85236 | \$0 | -- | \$0 | -- | 0.0% | -- | 0 | -- | 0 | -- |
| 85239 | \$0 | -- | \$0 | -- | 0.0% | -- | 0 | -- | 0 | -- |
| 85242 | \$0 | -- | \$0 | -- | 0.0% | -- | 0 | -- | 0 | -- |
| 85248 | \$334,000 | ↑ + 12.7% | \$357,415 | ↑ + 11.2% | 98.3% | ↑ + 0.8% | 45 | ↓ - 27.8% | 321 | ↑ + 12.2% |
| 85249 | \$390,000 | ↑ + 9.9% | \$410,175 | ↑ + 9.2% | 98.3% | ↑ + 0.3% | 44 | ↓ - 18.6% | 269 | ↓ - 2.9% |
| 85250 | \$308,000 | ↑ + 2.7% | \$377,755 | ↑ + 10.1% | 97.5% | ↑ + 0.6% | 55 | ↑ + 16.4% | 129 | ↓ - 8.5% |
| 85251 | \$262,000 | ↓ - 1.9% | \$379,357 | ↑ + 12.0% | 97.2% | ↑ + 0.5% | 56 | ↓ - 0.2% | 322 | ↓ - 3.3% |
| 85253 | \$1,423,000 | ↑ + 8.2% | \$1,706,603 | ↑ + 17.1% | 95.3% | ↓ - 0.7% | 87 | ↑ + 0.8% | 148 | ↑ + 21.3% |
| 85254 | \$440,000 | ↑ + 0.6% | \$491,523 | ↑ + 3.8% | 97.8% | ↑ + 0.3% | 58 | ↑ + 1.6% | 265 | ↑ + 15.2% |
| 85255 | \$627,500 | ↑ + 2.2% | \$844,568 | ↓ - 0.6% | 97.0% | ↑ + 0.3% | 80 | ↓ - 1.2% | 382 | ↑ + 19.0% |
| 85257 | \$307,500 | ↑ + 14.6% | \$293,217 | ↑ + 13.0% | 97.8% | ↓ - 0.1% | 52 | ↑ + 11.6% | 160 | ↓ - 2.4% |
| 85258 | \$425,000 | ↑ + 1.4% | \$452,696 | ↑ + 1.5% | 97.2% | ↑ + 0.5% | 59 | ↓ - 21.6% | 267 | ↓ - 1.1% |
| 85259 | \$540,000 | ↓ - 3.6% | \$624,053 | ↓ - 7.2% | 97.5% | ↑ + 0.8% | 89 | ↓ - 6.1% | 137 | ↓ - 0.7% |
| 85260 | \$385,000 | ↑ + 13.2% | \$444,464 | ↑ + 11.8% | 97.4% | ↑ + 0.1% | 51 | ↓ - 26.3% | 201 | ↓ - 15.9% |
| 85262 | \$693,000 | ↑ + 9.2% | \$955,625 | ↑ + 11.2% | 96.1% | ↑ + 0.5% | 158 | ↑ + 7.9% | 184 | ↑ + 35.3% |

Marketwatch Report

Q1-2018



Maricopa County ZIP Codes Cont.

| | Median Sales Price | | Average Sales Price | | Pct. of List Price Received | | Days on Market | | Closed Sales | |
|-------|--------------------|------------|---------------------|------------|-----------------------------|-----------|----------------|------------|--------------|------------|
| | Q1-2018 | 1-Yr Chg | Q1-2018 | 1-Yr Chg | Q1-2018 | 1-Yr Chg | Q1-2018 | 1-Yr Chg | Q1-2018 | 1-Yr Chg |
| 85263 | \$464,500 | ↑ + 12.9% | \$488,780 | ↑ + 14.2% | 95.5% | ↑ + 1.1% | 111 | ↓ - 3.5% | 54 | ↑ + 35.0% |
| 85266 | \$675,000 | ↑ + 11.9% | \$765,864 | ↑ + 8.1% | 96.6% | ↓ - 0.3% | 90 | ↓ - 7.2% | 120 | ↑ + 31.9% |
| 85268 | \$371,500 | ↑ + 4.6% | \$440,593 | ↑ + 5.3% | 97.1% | ↑ + 0.0% | 78 | ↑ + 2.4% | 248 | ↑ + 23.4% |
| 85281 | \$244,000 | ↑ + 11.9% | \$258,991 | ↑ + 6.7% | 97.0% | ↓ - 0.6% | 53 | ↑ + 5.0% | 134 | → 0.0% |
| 85282 | \$277,750 | ↑ + 12.0% | \$264,428 | ↑ + 8.8% | 99.1% | ↑ + 1.5% | 38 | ↓ - 17.1% | 178 | ↑ + 6.6% |
| 85283 | \$265,750 | ↑ + 10.7% | \$267,206 | ↑ + 11.3% | 98.4% | ↑ + 0.3% | 43 | ↓ - 6.2% | 130 | ↓ - 9.1% |
| 85284 | \$421,000 | ↑ + 5.3% | \$467,823 | ↑ + 4.2% | 98.2% | ↑ + 0.3% | 40 | ↓ - 40.5% | 77 | ↓ - 4.9% |
| 85286 | \$345,000 | ↑ + 3.6% | \$363,543 | ↑ + 3.0% | 98.5% | ↑ + 0.2% | 33 | ↓ - 42.5% | 167 | ↓ - 16.1% |
| 85295 | \$302,000 | ↑ + 18.4% | \$335,478 | ↑ + 16.3% | 98.5% | ↓ - 0.1% | 37 | ↓ - 3.2% | 213 | ↑ + 0.9% |
| 85296 | \$295,000 | ↑ + 11.9% | \$310,071 | ↑ + 5.4% | 99.1% | ↑ + 0.5% | 34 | ↓ - 13.8% | 241 | ↑ + 3.9% |
| 85297 | \$311,500 | ↑ + 7.4% | \$358,700 | ↑ + 8.0% | 99.2% | ↑ + 0.5% | 31 | ↓ - 23.3% | 164 | ↑ + 5.8% |
| 85298 | \$360,000 | ↑ + 2.9% | \$427,171 | ↑ + 15.8% | 98.5% | ↑ + 0.4% | 53 | ↓ - 28.2% | 217 | ↑ + 1.9% |
| 85301 | \$151,000 | ↑ + 13.1% | \$150,928 | ↑ + 13.5% | 97.8% | ↑ + 0.8% | 41 | ↓ - 29.7% | 121 | ↓ - 11.0% |
| 85302 | \$210,000 | ↑ + 13.5% | \$204,132 | ↑ + 14.3% | 98.7% | ↓ - 0.2% | 35 | ↓ - 15.0% | 164 | ↑ + 7.9% |
| 85303 | \$205,000 | ↑ + 11.3% | \$221,188 | ↑ + 7.4% | 98.3% | ↓ - 0.1% | 47 | ↓ - 18.8% | 114 | ↑ + 29.5% |
| 85304 | \$225,000 | ↑ + 12.5% | \$221,088 | ↑ + 6.4% | 98.5% | ↑ + 0.2% | 40 | ↑ + 28.2% | 140 | ↑ + 34.6% |
| 85305 | \$246,500 | ↑ + 0.6% | \$259,303 | ↑ + 2.2% | 98.1% | ↑ + 0.2% | 47 | ↓ - 12.4% | 45 | ↓ - 8.2% |
| 85306 | \$230,000 | ↑ + 8.2% | \$244,878 | ↑ + 12.5% | 98.5% | ↑ + 0.2% | 43 | ↓ - 1.2% | 103 | ↑ + 12.0% |
| 85307 | \$215,000 | ↑ + 14.4% | \$235,800 | ↑ + 17.2% | 99.1% | ↑ + 0.6% | 31 | ↓ - 26.2% | 25 | ↓ - 21.9% |
| 85308 | \$265,000 | ↑ + 2.1% | \$290,361 | ↑ + 4.7% | 98.1% | ↓ - 0.4% | 48 | ↑ + 3.6% | 287 | ↓ - 1.7% |
| 85310 | \$304,000 | ↑ + 8.6% | \$360,025 | ↑ + 18.1% | 98.7% | ↑ + 0.1% | 53 | ↓ - 3.5% | 72 | ↓ - 25.0% |
| 85320 | \$154,500 | ↑ + 571.7% | \$154,500 | ↑ + 571.7% | 91.5% | ↑ + 19.4% | 251 | ↑ + 444.6% | 2 | ↑ + 100.0% |
| 85322 | \$100,500 | ↓ - 30.7% | \$100,500 | ↓ - 29.1% | 93.1% | ↓ - 4.0% | 17 | ↓ - 88.2% | 2 | ↓ - 66.7% |
| 85323 | \$217,000 | ↑ + 11.3% | \$213,755 | ↑ + 9.2% | 99.0% | ↓ - 0.2% | 47 | ↑ + 6.8% | 143 | ↓ - 19.2% |
| 85326 | \$197,000 | ↑ + 7.4% | \$208,504 | ↑ + 7.5% | 99.1% | ↑ + 0.0% | 52 | ↑ + 3.7% | 417 | ↑ + 13.3% |
| 85331 | \$428,750 | ↑ + 4.6% | \$494,829 | ↑ + 10.2% | 97.4% | ↓ - 0.2% | 73 | ↓ - 4.4% | 187 | ↑ + 6.9% |
| 85335 | \$190,000 | ↑ + 11.8% | \$193,452 | ↑ + 14.1% | 99.5% | ↑ + 0.0% | 27 | ↓ - 6.9% | 131 | ↑ + 1.6% |
| 85337 | \$117,750 | ↑ + 122.2% | \$121,875 | ↑ + 97.6% | 93.5% | ↑ + 4.6% | 35 | ↓ - 19.8% | 4 | ↑ + 33.3% |
| 85338 | \$246,000 | ↑ + 9.7% | \$266,826 | ↑ + 7.0% | 99.1% | ↑ + 0.7% | 46 | ↓ - 4.7% | 293 | ↓ - 0.3% |
| 85339 | \$240,000 | ↑ + 14.3% | \$258,041 | ↑ + 13.4% | 99.2% | ↑ + 0.5% | 53 | ↑ + 7.1% | 188 | ↓ - 11.3% |
| 85340 | \$299,000 | ↑ + 11.8% | \$347,894 | ↑ + 15.8% | 97.7% | ↓ - 0.8% | 60 | ↓ - 4.5% | 175 | ↑ + 29.6% |
| 85342 | \$160,000 | ↓ - 11.6% | \$217,338 | ↓ - 10.0% | 96.7% | ↑ + 2.6% | 96 | ↑ + 8.4% | 13 | ↑ + 8.3% |
| 85343 | \$0 | -- | \$0 | -- | 0.0% | -- | 0 | -- | 0 | -- |
| 85345 | \$203,405 | ↑ + 15.6% | \$202,199 | ↑ + 15.1% | 98.3% | ↓ - 0.1% | 34 | ↑ + 2.1% | 225 | ↑ + 8.7% |
| 85351 | \$154,500 | ↑ + 8.4% | \$160,807 | ↑ + 9.4% | 97.2% | ↓ - 0.3% | 39 | ↑ + 8.5% | 397 | ↓ - 0.8% |
| 85353 | \$210,000 | ↑ + 10.5% | \$217,213 | ↑ + 13.2% | 99.4% | ↑ + 0.5% | 48 | ↑ + 3.6% | 135 | ↑ + 3.8% |
| 85354 | \$152,000 | ↑ + 12.6% | \$158,341 | ↑ + 13.0% | 97.5% | ↓ - 2.7% | 75 | ↑ + 15.7% | 23 | ↓ - 34.3% |
| 85355 | \$305,500 | ↑ + 14.2% | \$324,297 | ↑ + 14.7% | 98.2% | ↓ - 0.7% | 79 | ↑ + 39.5% | 52 | ↓ - 20.0% |
| 85361 | \$268,000 | ↑ + 8.3% | \$256,773 | ↑ + 10.5% | 97.4% | ↓ - 0.2% | 102 | ↑ + 44.1% | 42 | ↓ - 4.5% |
| 85363 | \$160,000 | ↑ + 18.5% | \$164,918 | ↑ + 19.0% | 100.3% | ↑ + 2.4% | 38 | ↑ + 36.3% | 37 | ↓ - 24.5% |
| 85373 | \$196,950 | ↓ - 6.2% | \$203,368 | ↓ - 1.2% | 98.0% | ↓ - 0.0% | 35 | ↓ - 14.1% | 158 | ↓ - 5.4% |
| 85374 | \$224,158 | ↑ + 9.3% | \$233,003 | ↑ + 4.5% | 98.0% | ↑ + 0.6% | 50 | ↓ - 21.5% | 358 | ↑ + 11.5% |
| 85375 | \$238,500 | ↑ + 16.9% | \$254,113 | ↑ + 13.4% | 98.3% | ↑ + 0.7% | 38 | ↓ - 12.0% | 397 | ↓ - 5.7% |

Marketwatch Report

Q1-2018



Maricopa County ZIP Codes Cont.

| | Median Sales Price | | Average Sales Price | | Pct. of List Price Received | | Days on Market | | Closed Sales | |
|-------|--------------------|-----------|---------------------|-----------|-----------------------------|----------|----------------|-----------|--------------|-----------|
| | Q1-2018 | 1-Yr Chg | Q1-2018 | 1-Yr Chg | Q1-2018 | 1-Yr Chg | Q1-2018 | 1-Yr Chg | Q1-2018 | 1-Yr Chg |
| 85377 | \$599,000 | ↑ + 16.6% | \$680,190 | ↑ + 10.9% | 95.9% | ↓ - 0.5% | 143 | ↓ - 17.0% | 46 | ↑ + 21.1% |
| 85378 | \$221,000 | ↑ + 22.8% | \$218,570 | ↑ + 33.5% | 97.7% | ↑ + 0.2% | 30 | ↓ - 50.8% | 38 | ↓ - 43.3% |
| 85379 | \$241,918 | ↑ + 7.2% | \$259,202 | ↑ + 9.8% | 98.7% | ↓ - 0.3% | 46 | ↓ - 8.5% | 295 | ↑ + 2.4% |
| 85381 | \$251,000 | ↑ + 9.1% | \$272,647 | ↑ + 11.1% | 98.7% | ↑ + 0.5% | 44 | ↑ + 1.4% | 98 | ↓ - 16.9% |
| 85382 | \$266,500 | ↑ + 7.1% | \$272,588 | ↑ + 6.8% | 98.9% | ↑ + 0.7% | 41 | ↑ + 2.6% | 222 | ↑ + 11.6% |
| 85383 | \$369,950 | ↑ + 5.7% | \$396,968 | ↑ + 2.8% | 98.2% | ↑ + 0.1% | 63 | ↓ - 20.0% | 408 | ↑ + 16.2% |
| 85387 | \$278,000 | ↓ - 3.7% | \$297,251 | ↓ - 3.9% | 98.3% | ↑ + 0.5% | 57 | ↓ - 24.6% | 95 | ↑ + 8.0% |
| 85388 | \$254,448 | ↑ + 12.6% | \$261,170 | ↑ + 11.5% | 99.2% | ↑ + 0.5% | 39 | ↓ - 18.0% | 156 | ↓ - 17.5% |
| 85390 | \$315,000 | ↑ + 33.5% | \$330,100 | ↑ + 14.9% | 96.7% | ↑ + 0.7% | 148 | ↓ - 2.3% | 67 | ↑ + 42.6% |
| 85392 | \$234,100 | ↑ + 6.4% | \$244,493 | ↑ + 7.5% | 98.6% | ↓ - 0.0% | 49 | ↑ + 19.8% | 151 | ↓ - 9.0% |
| 85395 | \$319,000 | ↑ + 3.9% | \$344,580 | ↑ + 7.1% | 98.4% | ↑ + 0.3% | 61 | ↓ - 5.7% | 183 | ↓ - 1.1% |
| 85396 | \$270,663 | ↑ + 8.3% | \$294,144 | ↑ + 11.4% | 98.8% | ↑ + 0.4% | 64 | ↓ - 16.1% | 254 | ↑ + 44.3% |

Marketwatch Report

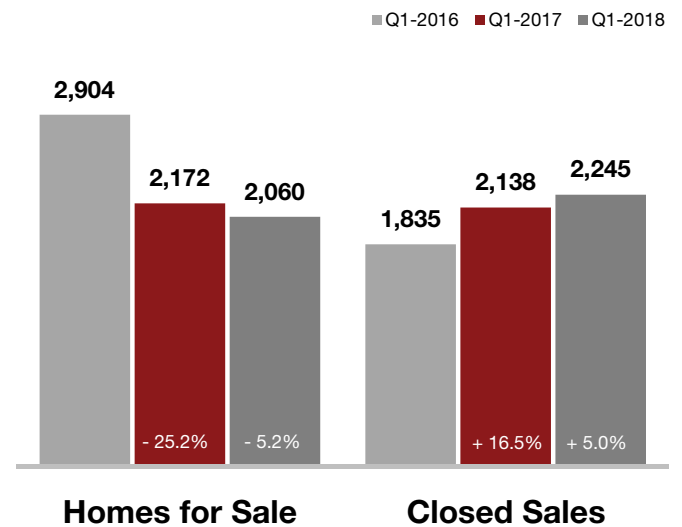
Q1-2018



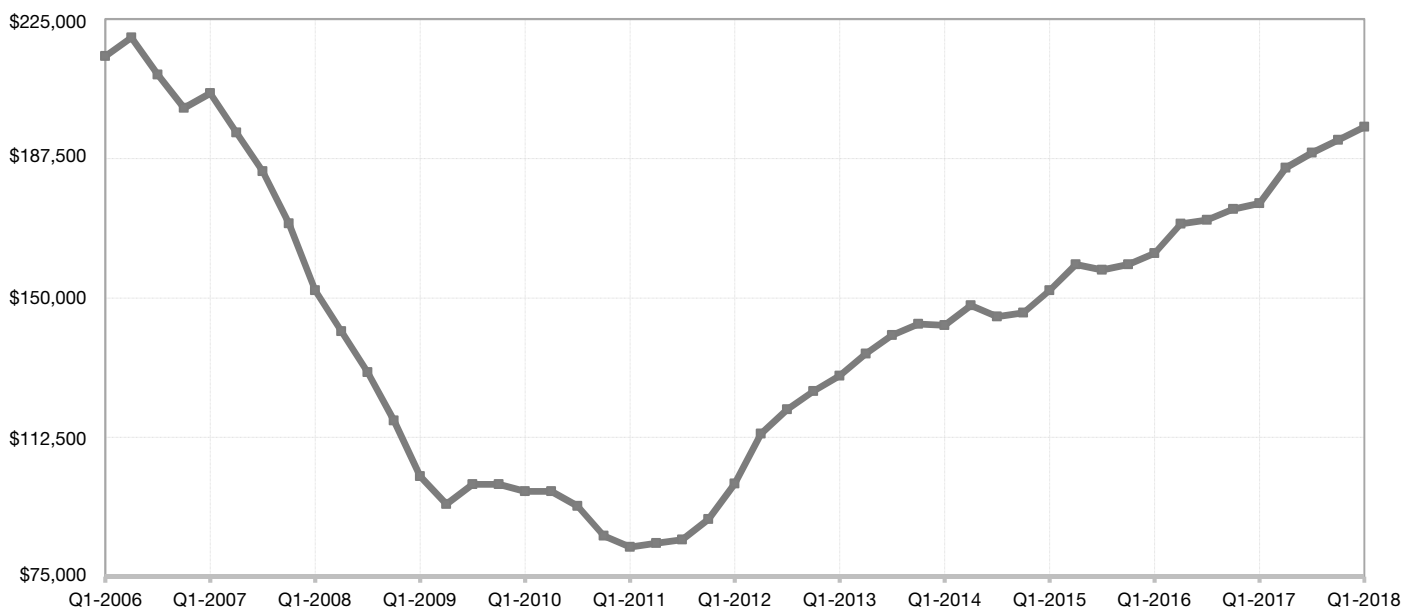
Pinal County

| Key Metrics | Q1-2018 | 1-Yr Chg |
|-----------------------------|-----------|----------|
| Median Sales Price | \$196,000 | + 11.7% |
| Average Sales Price | \$207,614 | + 9.5% |
| Pct. of List Price Received | 98.0% | + 0.2% |
| Homes for Sale | 2,060 | - 5.2% |
| Closed Sales | 2,245 | + 5.0% |
| Months Supply | 2.7 | - 8.2% |
| Days on Market | 58 | - 10.4% |

Market Activity



Historical Median Sales Price for Pinal County



Marketwatch Report

Q1-2018



Pinal County ZIP Codes

| | Median Sales Price | | Average Sales Price | | Pct. of List Price Received | | Days on Market | | Closed Sales | |
|-------|--------------------|-----------|---------------------|------------|-----------------------------|-----------|----------------|------------|--------------|------------|
| | Q1-2018 | 1-Yr Chg | Q1-2018 | 1-Yr Chg | Q1-2018 | 1-Yr Chg | Q1-2018 | 1-Yr Chg | Q1-2018 | 1-Yr Chg |
| 85118 | \$286,500 | ↑ + 15.1% | \$322,039 | ↑ + 11.3% | 97.5% | ↑ + 0.5% | 67 | ↓ - 25.5% | 154 | ↓ - 9.9% |
| 85119 | \$165,000 | ↓ - 11.8% | \$187,313 | ↓ - 11.5% | 96.1% | ↓ - 1.1% | 87 | ↑ + 2.3% | 135 | ↑ + 9.8% |
| 85120 | \$187,950 | ↑ + 22.0% | \$180,942 | ↑ + 14.1% | 98.3% | ↑ + 1.3% | 45 | ↓ - 7.8% | 124 | ↓ - 3.9% |
| 85122 | \$170,750 | ↑ + 9.1% | \$176,747 | ↑ + 14.1% | 98.0% | ↑ + 0.6% | 45 | ↓ - 41.3% | 190 | ↓ - 14.4% |
| 85123 | \$127,500 | ↑ + 15.9% | \$131,523 | ↑ + 13.4% | 97.5% | ↑ + 0.2% | 46 | ↓ - 33.6% | 71 | ↓ - 6.6% |
| 85128 | \$130,500 | ↑ + 11.8% | \$126,127 | ↑ + 13.8% | 96.9% | ↑ + 0.6% | 47 | ↓ - 39.4% | 42 | ↓ - 19.2% |
| 85131 | \$210,000 | ↑ + 1.9% | \$198,335 | ↑ + 4.3% | 95.6% | ↓ - 2.0% | 70 | ↓ - 35.0% | 50 | ↑ + 28.2% |
| 85132 | \$164,500 | ↑ + 9.7% | \$155,852 | ↓ - 2.9% | 97.0% | ↓ - 0.6% | 80 | ↓ - 8.1% | 218 | ↑ + 12.4% |
| 85137 | \$70,000 | ↓ - 16.7% | \$73,529 | ↓ - 14.8% | 94.6% | ↑ + 5.8% | 165 | ↑ + 295.7% | 7 | ↑ + 133.3% |
| 85138 | \$190,000 | ↑ + 8.6% | \$202,228 | ↑ + 7.7% | 98.7% | ↑ + 0.4% | 57 | ↑ + 14.9% | 336 | ↑ + 2.1% |
| 85139 | \$183,500 | ↑ + 14.7% | \$186,569 | ↑ + 15.1% | 98.3% | ↑ + 1.1% | 56 | ↑ + 7.7% | 94 | ↓ - 15.3% |
| 85140 | \$229,000 | ↑ + 17.4% | \$252,562 | ↑ + 12.5% | 98.8% | ↑ + 0.0% | 46 | ↓ - 13.6% | 239 | ↑ + 6.2% |
| 85142 | \$269,900 | ↑ + 6.7% | \$309,527 | ↑ + 6.3% | 98.6% | ↑ + 0.0% | 51 | ↓ - 12.6% | 405 | ↑ + 10.4% |
| 85143 | \$203,000 | ↑ + 12.8% | \$211,053 | ↑ + 11.8% | 98.8% | ↑ + 0.1% | 41 | ↓ - 15.1% | 351 | ↑ + 21.0% |
| 85145 | \$210,000 | -- | \$210,000 | -- | 98.2% | -- | 158 | -- | 1 | -- |
| 85172 | \$25,000 | ↓ - 78.3% | \$25,000 | ↓ - 78.3% | 106.4% | ↑ + 20.3% | 44 | ↑ + 109.5% | 1 | → 0.0% |
| 85173 | \$108,750 | ↑ + 34.7% | \$92,320 | ↑ + 26.7% | 97.6% | ↑ + 0.8% | 59 | ↓ - 64.2% | 12 | ↑ + 200.0% |
| 85193 | \$125,500 | ↑ + 23.8% | \$226,467 | ↑ + 104.1% | 109.2% | ↑ + 19.0% | 153 | ↑ + 104.9% | 3 | ↓ - 75.0% |
| 85194 | \$223,000 | ↑ + 0.9% | \$260,192 | ↑ + 12.6% | 96.9% | ↓ - 0.7% | 125 | ↑ + 59.3% | 47 | ↑ + 27.0% |
| 85213 | \$294,000 | ↑ + 5.9% | \$313,132 | ↓ - 0.5% | 98.5% | ↑ + 0.3% | 48 | ↑ + 10.6% | 121 | ↑ + 0.8% |
| 85215 | \$250,000 | ↑ + 1.6% | \$266,241 | ↓ - 0.8% | 97.6% | ↑ + 0.1% | 51 | ↓ - 14.3% | 106 | ↓ - 22.1% |
| 85218 | \$0 | -- | \$0 | -- | 0.0% | -- | 0 | -- | 0 | -- |
| 85219 | \$0 | -- | \$0 | -- | 0.0% | -- | 0 | -- | 0 | -- |
| 85220 | \$0 | -- | \$0 | -- | 0.0% | -- | 0 | -- | 0 | -- |
| 85222 | \$0 | -- | \$0 | -- | 0.0% | -- | 0 | -- | 0 | -- |
| 85223 | \$0 | -- | \$0 | -- | 0.0% | -- | 0 | -- | 0 | -- |
| 85228 | \$0 | -- | \$0 | -- | 0.0% | -- | 0 | -- | 0 | -- |
| 85232 | \$0 | -- | \$0 | -- | 0.0% | -- | 0 | -- | 0 | -- |
| 85238 | \$0 | -- | \$0 | -- | 0.0% | -- | 0 | -- | 0 | -- |
| 85239 | \$0 | -- | \$0 | -- | 0.0% | -- | 0 | -- | 0 | -- |
| 85240 | \$0 | -- | \$0 | -- | 0.0% | -- | 0 | -- | 0 | -- |
| 85242 | \$0 | -- | \$0 | -- | 0.0% | -- | 0 | -- | 0 | -- |
| 85243 | \$0 | -- | \$0 | -- | 0.0% | -- | 0 | -- | 0 | -- |
| 85245 | \$0 | -- | \$0 | -- | 0.0% | -- | 0 | -- | 0 | -- |
| 85273 | \$0 | -- | \$0 | -- | 0.0% | -- | 0 | -- | 0 | -- |
| 85623 | \$0 | -- | \$0 | -- | 0.0% | -- | 0 | -- | 0 | -- |